

LEADING IN  
PRODUCTION  
EFFICIENCY

[shop.durr.com](https://shop.durr.com)



# Product catalog 2023


Spray and fluid handling equipment

# Four product groups endless options

## PAINT APPLICATION




## PAINT SUPPLY



## PAINT ROBOTS & PAINT MACHINES



## PROCESS CONTROLLERS



# Table of content

<b>01</b>	<b>Dürr at a glance</b>	<b>4</b>	
<b>02</b>	<b>Paint application</b>	<b>8</b>	
	Rotary atomizers	10	
	Spray guns	13	
	Spray guns airspray	14	
	Spray guns air-assist	25	
	Spray guns airless	29	
	Spray guns ESTA	34	
	Overspray-free application	37	
	Color changers	40	
	Cleaning devices	44	
	Fluid board	49	
<b>03</b>	<b>Material supply</b>	<b>52</b>	
	Paint supply system	54	
	<b>EcoSupply2 Core</b>	55	<b>NEW</b>
	<b>EcoSupply P Core</b>	57	
	Pressure pots	59	
	Dosing units	63	
	Pumps	71	<b>NEW</b>
	RAMs	92	
	Fluid handling	95	
	Pressure regulators	96	<b>NEW</b>
	Pressure relief valves	104	
	Agitators	106	<b>NEW</b>
	Filters	111	
	Pressure gauges	116	
	Hoses and fittings	119	
<b>04</b>	<b>Manipulators</b>	<b>128</b>	
	Robots	130	
<b>05</b>	<b>Process controllers</b>	<b>134</b>	
	<b>EcoAUC</b>	136	
	<b>EcoPUC A</b>	139	
<b>06</b>	<b>Marketing</b>	<b>143</b>	

## WHATS IS NEW IN THIS RELEASE:

- Updated product: **EcoGun AA Auto**, page 27
- Updated product: **EcoGun AL Auto**, page 31
- New product: **EcoSupply2 Core**, page 55
- Updates on **EcoDose** units, page 63
- New product: **EcoPump2 VP** package, page 83
- New product: **EcoPump VPS**, page 77
- New fluid regulators, pages 97 - 103
- New Agitator A FIX core, page 109



shop.durr.com

- Always most up to date product information
- Product configuration to select right product variant

# 01

## Dürr at a glance

The Dürr Group is one of the world's leading mechanical and plant engineering firms with extensive expertise in automation and digitalization Industry 4.0.

Our machines, plant and services enable maximum production efficiency, whether in the automotive industry, which is responsible for just over 50 % of our sales, or in other sectors such as the woodworking, mechanical engineering, chemical, pharmaceutical and electrical electronic engineering industries. We operate globally with our Dürr, Schenck and HOMAG brands. In addition to North America and Western Europe, we are also strongly represented in the emerging markets.





# Dürr Group brands



The long-established brand Dürr has been a byword for continuous innovation since 1896, with a wide range of products in robot, process and assembly technology for all areas of vehicle production, focusing on painting and final assembly lines. Dürr also offers painting technology for general industry. In the field of environmental technology, Dürr supplies efficient systems for exhaust air purification, for increasing the efficiency of production processes and for sound insulation technology for a wide range of industries. Smart automatic and supervisory control systems and an efficient service offering complete the portfolio.



Schenck stands for over 125 years of quality and innovation in balancing and diagnosis technology. Over this time, we have contributed a great deal to their technical development and are today the world market leader. Our balancing and diagnostic systems ensure that your plane lands safely, that your razor runs quietly and smoothly and that you can enjoy the comfort of your car for long time. Jet engines, razors or engines running smoothly and without vibration will not produce excessive noise, which may be transmitted to other components or cause malfunction. Schenck RoTec provides the technology to ensure this.




We are the world's leading manufacturer of machines and systems for the wood-processing industry and trades. As a global player, we operate international production plants as well as sales and service companies. The HOMAG Group offers its customers solutions for digitized production, based on digital data continuity from point of sale through the entire production process, combined with a comprehensive software suite. Our customers use high-tech machines and systems from the HOMAG Group to produce home and office furniture, kitchens, parquet and laminate flooring, windows, doors, staircases and even complete prefabricated timber-frame buildings.






# Divisions of the Dürr Group

- **Paint and Final Assembly Systems:**  
paint shops and final assembly systems for the automotive industry
- **Application Technology:**  
robot technologies for the automated application of paint, sealants and adhesives
- **Clean Technology Systems:**  
air pollution control, noise abatement systems and battery coating lines
- **Measuring and Process Systems:**  
balancing equipment as well as assembly, testing and filling technology
- **Woodworking Machinery and Systems:**  
machinery and equipment for the woodworking industry







# 02

## Paint application



### Product groups

Rotary atomizers	10
Spray guns	13
Overspray-free application	37
Color changers	40
Cleaning devices	44
Fluid board	49



# Rotary atomizers

State of the art paint application



## Product families

EcoBell2 SL - rotary atomizers external or direct charge



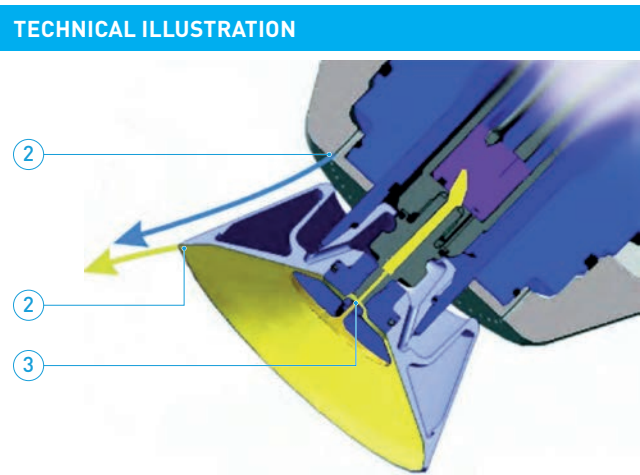
# EcoBell2 SL

## Rotary atomizers with external or direct charge

EcoBell2 SL is an electrostatic charged, state of the art rotary atomizer. Unique design and high transfer efficiency make this device to the perfect choice for everyone who is requiring top quality results. The very fine and smooth atomization is suitable even for the highest quality requirements and is moreover characterized by a transfer efficiency that is typically way higher than for pneumatic atomizers. Water-borne, solvent-borne as well as UV-paints can be processed, no matter if they contain metallic flakes or not.



PRODUCT LINE				
	EcoBell2 SL EC	EcoBell2 SL DC	EcoBell2 SL EC 1K m.RF	EcoBell2 SL DC 1K m.RF
Part No.	N34150003	N34150004	N34150005	N34150006
Charge	External	Direct + No Charge	External	Direct + No Charge
Technical highlights	Rotary atomizer with dual shaping air technology, one main needle. External electrodes to charge the atomized paint.	Rotary atomizer with dual shaping air technology, one main needle. Paint charged internally.	Rotary atomizer with dual shaping air technology, one main needle. External electrodes to charge the atomized paint.	Rotary atomizer with dual shaping air technology, one main needle. Paint charged internally. Integrated dump valve.
Field of use	Suitable for water-borne applications. Galvanic separation to the paint supply is not required.	Suitable for solvent-borne, water-borne and UV-paint applications as well as for non charged applications.	Suitable for water-borne applications. Galvanic separation to the paint supply is not required.	Suitable for solvent-borne, water-borne and UV-paint applications as well as for non charged applications.



1 Shaping air flow, 2 Paint atomization, 3 Paint supply

### CUSTOMER BENEFITS



- Two independently controllable shaping airs and special designed bell cup allows maximum spray pattern flexibility
- External high voltage generator with high capacity ensures a stable high voltage supply even under the harshest conditions
- All rotary atomizers are rated for ATEX Zone 1
- Suitable bell cups from aluminium and titanium for every kind of application
- Well proven quality, reliability and robustness in thousands of applications
- High efficiency turbine for a very low compressed air consumption
- Isolated paint supply is not needed for external charge applications

# EcoBell2 SL

## Rotary atomizers with external or direct charge



### BELL CUPS

	D52 O.R. VS-D40	D52 GR0,4 VS-D40	55 GR0,4 VS-D22 EcoBell A	D55 STK VS-D22 EcoBell AS
Part No.	N16310020	N16310021	N16310004	N16310005
Compatible atomizers	<b>EcoBell2 SL DC</b>	<b>EcoBell2 SL DC</b>	<b>EcoBell2 SL EC</b>	<b>EcoBell2 SL EC</b>
Diameter	52 mm	52 mm	55 mm	55 mm
Serration	None	Yes	Yes	None
Field of use	Primers, base coats.	Clear coats, metallic paints.	Clear coats, metallic paints.	Primers, base coats.



### ACCESSORIES - EcoBell2 SL

	Add-on unit atomizer 60° with lock	Atomizer seat L140 EcoBell	Hand earthing stick	Set of installation tools
Part No.	N34850018	N44050010 (DC) / N44050015 (EC)	N65040001	W02100112 (DC) / W02100113 (EC)
Compatible atomizers	<b>EcoBell2 SL DC / EC</b>	<b>EcoBell2 SL DC / EC</b>	<b>EcoBell2 SL DC / EC</b>	<b>EcoBell2 SL DC / EC</b>
Usage	Robotic installations.	Fixed or reciprocator installations.	Discharging of <b>EcoBell</b> before maintenance.	Tool set to maintain <b>EcoBell</b> atomizer (f. n34150003 – n34150006).



	Special cutter	Installation tool assembly EcoBell2	HT connection cpl.10m external charging	Connection cable flange package HT 10m
Part No.	W12600018	W02020255	M01530016	E09060505
Compatible atomizers	<b>EcoBell2 SL DC / EC</b>	<b>EcoBell2 SL DC</b>	<b>EcoBell2 SL EC</b>	<b>EcoBell2 SL DC</b>
Usage	Tool designed to clean dried paint from the M18 thread.	Allows to make atomizer maintenance works outside of application position (e.g. robot or reciprocator).	—	—



	Connection cable flange package gr. 10m	Flange package EB2 SL M.WAR EWS L10	Flange Package EB2 SL M.RF M.WAR EWS L10m
Part No.	E09060503	N34770112	N34770092
Compatible atomizers	<b>EcoBell2 SL EC</b>	<b>EcoBell2 SL DC / EC with return</b>	<b>EcoBell2 SL DC / EC no return</b>

Complete list of accessories can be found in the webshop.







# Spray guns



## Products

- Spray gun airspray – manual and automatic low-pressure atomizers
- Spray gun air assist – manual and automatic high-pressure atomizers
- Spray gun airless – manual and automatic high-pressure atomizers
- Spray guns ESTA – manual electrostatic spray guns





# Spray guns airspray

Manual and automatic spray guns



## Product families

**EcoGun AS MAN** – manual air spray guns

**EcoGun AS AUTO** – automatic air spray guns



# EcoGun AS MAN

## Manual air spray guns

The Dürr collection of manual air spray guns is designed for all kind of tasks in multiple application areas. The line of gravity feed spray guns are primarily used for coating of smaller area like car body repairs, furniture lacquer application and others. There is also a line of pressure feed spray guns which are primarily used for larger area painting. Special variants of spray guns are available for heavy duty application of high solid materials like enamels or glazes.



### PRODUCT LINE

	EcoGun 116	EcoGun 910
Part No.	see page no. 17	see page no. 17
Feeding	Gravity	Gravity
Connector fluid	G3/8" / M16x1.5 (male)	G3/8" (male)
Connector air	1/4" Universal (male)	G1/4"
Max. air pressure	6.0 bar (87 psi)	8.0 bar (116 psi)
Nozzle sizes	1.0* / 1.2 / 1.3 / 1.4 / 1.5 / 1.6 / 1.8 / 2.0 / 2.2 / 2.8 / 4.0* mm	0.5* / 0.8* / 1.0* / 1.2* / 1.3* / 1.4 / 1.5* / 1.6 / 1.8 / 2.0 / 2.5 / 3.0 mm
Technical highlights	Bottom air inlet regulator. Optional extensions. Different material connectors available.	Air inlet regulation lever on top. Needle adjustment lock. Fine quality nozzles. Bayonet air cap and needle connection system.
Field of use	General paint application. Primers, fillers, top coats in general industry etc. Low duty abrasive materials like glazes, enamels or zinc paints.	Fine finish coatings. Top coats, clear coats, automotive fillers and primers.

\* nozzles available as accessory only



### GRAVITY CUPS

	600 ml G3/8"	600 ml G3/8"	600 ml M16x1.5	750 ml G3/8" AL	125 ml G3/8"
Part No.	N08010034	N08010075	N08010040	N08010035	N08010031
Material	Nylon	Nylon	Nylon	Aluminium	Nylon
Filter sieve	0.275 mm	none	0.275 mm	none	none
Related spray guns	EcoGun 116 EcoGun 910	EcoGun 116 EcoGun 910	EcoGun 116	EcoGun 116 EcoGun 910	EcoGun 116 EcoGun 910

# EcoGun AS MAN


## Manual air spray guns



PRODUCT LINE		
	EcoGun 246	EcoGun 249
Part No.	see page no. 17	see page no. 17
Feeding	Pressure	Pressure
Connector fluid	M14x1.5 / 3/8" Universal (male)	M14x1.5 / 3/8" Universal (male)
Connector air	1/4" Universal (male)	1/4" Universal (male)
Max. air pressure	6.0 bar (87 psi)	6.9 bar (100 psi)
Max. fluid pressure	6.0 bar (87 psi)	6.9 bar (100 psi)
Nozzle sizes	1.0 / 1.2* / 1.4 / 1.5* / 1.6* / 1.8 / 2.2 / 2.8* / 4.0* mm	0.8* / 1.0* / 1.2 / 1.3* / 1.4 / 1.6* / 1.8* / 2.0* / 2.2 / 2.8* / 4.0* mm
Technical highlights	Air inlet regulation lever on top. Different material inlets. Optional extensions. Stainless steel material path.	Bottom air inlet regulator. Needle adjustment lock. Fine quality nozzles. Different material inlets, heavy duty hardened nozzles. Stainless steel material path.
Field of use	General paint application. Primers, fillers, top coats, stains in general industry etc. Low duty abrasive materials like glazes, enamels or zinc paints.	Fine finish coatings. Stains, top coats, clear coats, automotive fillers and primers. Heavy duty abrasive materials like glazes, enamels or zinc paints.

\* nozzles available as accessory only

### TECHNICAL ILLUSTRATION



Quick & easy replacement of air cap and needle with bayonet connection.

### CUSTOMER BENEFITS



- Gravity and pressure feeding
- Top level quality coating
- Simple to use, easy to maintain
- Wide range of nozzle types to cover all applications



# EcoGun AS MAN

## Manual air spray guns

### ORDER NUMBERS

#### EcoGun 116

Part no.	Air cap	Nozzle size	Cup
N36200148	AL	1.4	Cup 600 ml, 3/8"
N36200101	AL	2.0	Cup 600 ml, 3/8"
N36200102	AL	2.2	Cup 600 ml, 3/8"
N36200103	EL	2.8	Cup 600 ml, 3/8"
N36200110	AL	1.8	Cup 600 ml, 3/8"
N36200283	AL	1.2	Cup 600 ml, M16x1,5
N36200284	AL	1.3	Cup 600 ml, M16x1,5
N36200285	AL	1.4	Cup 600 ml, M16x1,5
N36200286	AL	1.6	Cup 600 ml, M16x1,5
N36200287	AL	1.8	Cup 600 ml, M16x1,5
N36200288	AL	2.0	Cup 600 ml, M16x1,5
N36200289	AL	2.2	Cup 600 ml, M16x1,5
N36200290	EL	2.8	Cup 600 ml, M16x1,5

#### EcoGun 246

Part no.	Air cap	Nozzle size	Connector fluid
N36200142	PC	1.4	3/8" external material pipe
N36200278	PC	2.2	3/8" external material pipe
N36200308	AL	1.0	M14x1,5 external material pipe
N36200407	PC	1.8	M14x1.5 direct connect

#### EcoGun 910

Part no.	Air cap	Nozzle size	Cup
N36200126	CF	1.8	Cup 600 ml, 3/8"
N36200247	CF	2.0	Cup 600 ml, 3/8"
N36200336	LF	1.4	Cup 600 ml, 3/8"
N36200369	CF	3.0	Cup 600 ml, 3/8"
N36200371	LF	1.8	Cup 600 ml, 3/8"
N36200402	LF	2.0	Cup 600 ml, 3/8"
N36200403	CF	1.6	Cup 600 ml, 3/8"
N36200404	LF	2.5	Cup 600 ml, 3/8"
N36200405	CF	2.5	Cup 600 ml, 3/8"
N36200406	LF	1.6	Cup 600 ml, 3/8"

#### EcoGun 249

Part no.	Air cap	Nozzle size	Connector fluid
N36200111	LP	1.2	3/8" direct connect
N36200164	LP	1.4	3/8" direct connect
N36200213	LS	2.2	M14x1.5 external material pipe

# EcoGun AS MAN

## Manual air spray guns



### AIR CAPS

	AL	EL	GL	PC
Part No.	M35030162	M35030163	M35030164	M35030091
Compatible spray guns	<b>EcoGun 116 / EcoGun 246</b>	<b>EcoGun 116 / EcoGun 246</b>	<b>EcoGun 116 / EcoGun 246</b>	<b>EcoGun 246</b>
Nozzle sizes	1.0 / 1.2 / 1.3 / 1.4 / 1.6 / 1.8 / 2.0 / 2.2 mm	2.8 mm	4.0 mm	1.0 / 1.2 / 1.3 / 1.4 / 1.6 / 1.8 / 2.0 / 2.2 mm
Air pressure recom.	2.0-3.5 bar (29-51 psi)	2.5-4.0 bar (36-58 psi)	3.0-4.5 bar (44-65 psi)	2.0-3.5 bar (29-51 psi)
Field of use	Top coats, base coats, primers, enamels.	General paints, primers or fillers, high flow rate.	General paints, primers or fillers, very high flow rate.	General paints, primers or fillers.



	PS	LP	LS	LC
Part No.	M35030166	M35030082	M35030084	M35030083
Compatible spray guns	<b>EcoGun 246</b>	<b>EcoGun 249</b>	<b>EcoGun 249</b>	<b>EcoGun 249</b>
Nozzle sizes	1.4 / 1.8 / 2.2 mm	0.8 / 1.0 / 1.2 / 1.4 mm	1.4 / 1.8 / 2.2 mm	1.3 / 1.4 / 1.6 / 1.8 / 2.0 / 2.2 mm
Air pressure recom.	2.5-4.0 bar (36-58 psi)	1.8-2.5 bar (26-36 psi)	2.5-4.0 bar (36-58 psi)	2.0-3.5 bar (29-51 psi)
Field of use	Abrasive paints e.g. zinc paints.	Fine finish coating, top coats, clear coats, mordants.	Abrasives, glazes, enamels, zinc paints.	General coatings e.g. base coats, primers, fillers.

# EcoGun AS MAN

## Manual air spray guns



### AIR CAPS

	CF (0.5-1.2)	CF (1.3-1.6)	CF (1.8-2.5)	CF (3.0)
Part No.	M35030069	M35030070	M35030071	M35030072
Compatible spray guns	<b>EcoGun 910</b>	<b>EcoGun 910</b>	<b>EcoGun 910</b>	<b>EcoGun 910</b>
Nozzle sizes	0.5 / 0.8 / 1.0 / 1.2 mm	1.3 / 1.4 / 1.5 / 1.6 mm	1.8 / 2.0 / 2.5 mm	3.0 mm
Air pressure recom.	2.0-3.5 bar (29-51 psi)	2.0-3.5 bar (29-51 psi)	2.0-3.5 bar (29-51 psi)	2.0-3.5 bar (29-51 psi)
Field of use	Top coats, base coats, primers, decorative coating.	Top coats, base coats, primers.	Top coats, base coats, primers.	Base coats, primers.

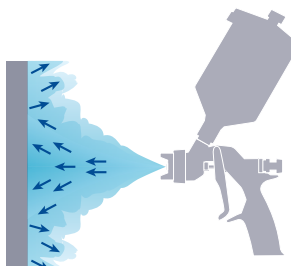


	LF (LVLP) (0.5-1.2)	LF (LVLP) (1.3-1.6)	LF (LVLP) (1.8-2.5)	LF (LVLP) 3.0
Part No.	M35030073	M35030074	M35030075	M35030076
Compatible spray guns	<b>EcoGun 910</b>	<b>EcoGun 910</b>	<b>EcoGun 910</b>	<b>EcoGun 910</b>
Nozzle sizes	0.5 / 0.8 / 1.0 / 1.2 mm	1.3 / 1.4 / 1.5 / 1.6 mm	1.8 / 2.0 / 2.5 mm	3.0 mm
Air pressure recom.	2.0-3.5 bar (29-51 psi)	2.0-3.5 bar (29-51 psi)	2.0-3.5 bar (29-51 psi)	2.0-3.5 bar (29-51 psi)
Field of use	Top coats, base coats, primers. LVLP technology.	Top coats, base coats, primers. LVLP technology.	Top coats, base coats, primers. LVLP technology.	Base coats, primers. LVLP technology.

## AIR SPRAY METHODS

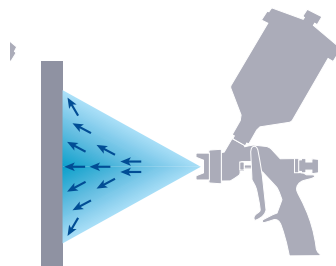
### CONVENTIONAL

Extremely fine atomization and great surface coverage. The higher dynamic energy compared to LVLP/HVLP technology often keeps the transfer efficiency (TE) considerably below those achieved with LVLP/HVLP guns. This is due to particle bounce back from the object and increased overspray.



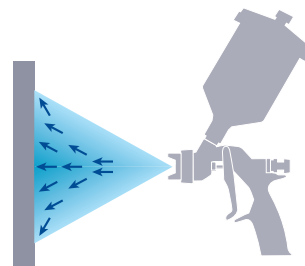
### HVLP (HIGH VOLUME LOW PRESSURE)

Low spray pressure technology. Terminology for an internationally recognized low-pressure technology whereby the transfer efficiency rate has to exceed 65%, while the maximum air pressure under the air cap is below 0.7 bar.




### LVLP (LOW VOLUME LOW PRESSURE)

Further development of HVLP technology to achieve a TE comparable to that of HVLP technology but still being able to spray difficult materials with good quality results.




# EcoGun AS MAN

## Manual air spray guns



### ACCESSORIES - EXTENSIONS

	LPS	NP 250	NS 250
Part No.	M19140010 / M19140011 / M19140012 / M19140013	M19140014 / M19140016	M19140015 / M19140017
Length	300 / 600 / 1,000 / 1,500 mm	250 mm	250 mm
Outer diameter	18 mm	8 / 10 mm	8 / 10 mm
Nozzle sizes	2.2 mm	1.0 / 1.2 mm	1.0 / 1.2 mm
Compatible spray guns	<b>EcoGun 116, EcoGun 246</b>	<b>EcoGun 116, EcoGun 246</b>	<b>EcoGun 116, EcoGun 246</b>
Spray pattern	Direct round spray or circular spray for inner parts of pipes.	Direct round spray.	Side spray beam.



	PN 600	MLP 6
Part No.	M19140025 / M19140026	M19140024
Length	600 mm	1,500 mm
Outer diameter	—	6 mm
Nozzle sizes	1.8 / 2.2 mm	— (spiral nozzle)
Compatible spray guns	<b>EcoGun 246</b>	<b>EcoGun 246</b>
Spray pattern	Round to flat, extensions use standard nozzles and air caps.	Round spray, flexible hose to reach cavities for anti corrosion protection.



# EcoGun AS AUTO


## Automatic air spray guns

The wide range of automatic air spray guns is tailored to fulfill many kinds of application jobs across all industries. There are spray guns suitable for standard paint applications and special coverage applications in ceramic or glass industry. Other spray guns can be used for dot marking or very small area coating. All automatic spray guns are capable for fully controlled remote operation by the production control systems.



### PRODUCT LINE

	EcoGun AS AUTO	EcoGun AS AUTO pro	EcoGun AS AUTO pro HD
Part No.	N36210008V	N36210012V	N36210013V
Connector fluid	G1/4" (male thread)	G1/4" (male)	G3/8" (male)
Connector air atom./cont.	Push-in 8 mm / Push-in 6 mm	Push-in 8 mm / Push-in 6 or 4 mm	Push-in 8 mm / Push-in 6 or 4 mm
Max. air pressure atom.	6.0 bar (87 psi)	8.0 bar (116 psi)	8.0 bar (116 psi)
Max. air pressure cont.	4.0 bar (58 psi)	6.0 bar (87 psi)	6.0 bar (87 psi)
Max. fluid pressure	6.0 bar (87 psi)	4.0 bar (58 psi)	4.0 bar (58 psi)
Nozzle sizes	0.8 / 1.0 / 1.2 / 1.6 / 1.8 / 2.0 / 2.2 mm	0.5 / 0.8 / 1.0 / 1.2 / 1.3 / 1.4 / 1.5 / 1.6 / 1.8 / 2.0 / 2.5 / 3.0 mm	0.5 / 0.8 / 1.0 / 1.2 / 1.5 / 1.8 / 2.0 / 2.5 / 3.0 mm
Technical highlights	Two material inlets for circulation. Optional remote control of spray pattern. Calibrated bracket. Stainless steel material path. Optional extensions.	Two material inlets for circulation. Optional remote control of spray pattern. Stainless steel material path. Air caps and nozzles for LVLP. Coated nozzles and needles for longer lifetime.	Two material inlets for circulation. Optional remote control of spray pattern. Stainless steel material path. Hardened nozzles for heavy duty applications.
Field of use	Usual paint application, primers, base coats, top coats, clear coats.	Usual paint application, primers, base coats, top coats, clear coats.	Enamels, glazes or other high abrasive materials in ceramic industry. Special purpose applications with round / rotary spray jet.

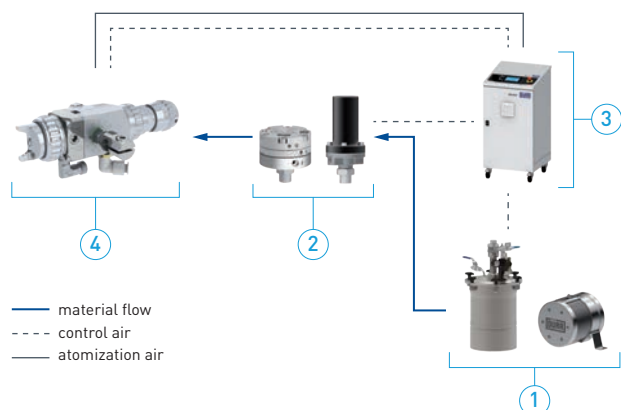


	EcoGun AS AUTO Mini FS	EcoGun AS AUTO Mini RS
Part No.	N36210006V	N36210007V
Connector fluid	Push-in 6 mm	Push-in 6 mm
Connector air atom./cont.	Push-in 6 mm / Push-in 6 mm	Push-in 6 mm / Push-in 6 mm
Max. air pressure atom.	3.0 bar (44 psi)	3.0 bar (44 psi)
Max. air pressure cont.	5.0 bar (73 psi)	5.0 bar (73 psi)
Max. fluid pressure	1.5 bar (22 psi)	1.5 bar (22 psi)
Nozzle sizes	0.6 / 0.8 / 1.0 mm	0.6 / 0.8 / 1.0 / 1.2 mm
Technical highlights	Flat to round spray pattern regulation. Remote or manual horn air regulation. Stainless steel nozzles.	Round spray pattern. Stainless steel nozzles. Optional extensions.
Field of use	Small area painting, dot marking.	Small area painting, dot marking.

# EcoGun AS AUTO

## Automatic air spray guns

### TECHNICAL ILLUSTRATION



1 Material feeding, 2 Pressure regulation, 3 Application control, 4 Automatic spray gun

### CUSTOMER BENEFITS



Wide range of spray gun types to fit all kinds of applications

Top level quality coating

Simple to use, easy to maintain

Wide range of nozzle types to cover all applications



### AIR CAPS

	CF	LF (LVLP)	SF (conv.)
Part No. (nozzle size)	M35030174 (0.5-0.8 mm), M35030175 (1.0-1.2 mm), M35030176 (1.3-1.6 mm), M35030177 (1.8-2.5 mm) M35030178 (3.0 mm)	M35030170 (0.5-1.2 mm), M35030171 (1.3-1.6 mm), M35030172 (1.8-2.5 mm) M35030173 (3.0 mm)	M35030180 (1.0-1.2 mm) M35030179 (0.5-0.8 mm)
Compatible spray guns	<b>EcoGun AS AUTO pro</b>	<b>EcoGun AS AUTO pro LVLP</b>	<b>EcoGun AS AUTO pro</b>
Nozzle sizes	0.5-0.8 / 1.0-1.2 / 1.3-1.6 / 1.8-2.5 / 3.0 mm	0.5-1.2 / 1.3-1.6 / 1.8-2.5 / 3.0 mm	0.5-0.8 / 1.0-1.2 mm
Air pressure recom.	2.0-2.5 bar (29-36 psi)	2.0-2.5 bar (29-36 psi)	2.0-2.5 bar (29-36 psi)
Field of use	Top coats, base coats, primers, UV-coats.	Top coats, base coats, primers, UV-coats.	Top coats, decorative coatings (e.g. cosmetic and glass industry).

# EcoGun AS AUTO

## Automatic air spray guns



	Circular jet	FLRD	Rotary jet
Part No. (nozzle size)	M35030144 (0.5mm) M35030088 (0.8mm) M35030145 (1.0mm) M35030146 (1.2mm) M35030147 (1.5mm) M35030148 (1.8mm) M35030149 (2.0mm) M35030150 (2.5mm) M35030151 (3.0mm)	M35030104 (0.5mm) M35030106 (0.8mm) M35030107 (1.0mm) M35030109 (1.2mm) M35030110 (1.5mm) M35030111 (1.8mm) M35030112 (2.0mm) M35030113 (2.5mm) M35030114 (3.0mm)	M35030128 (1.2mm) M35030129 (1.5mm) M35030143 (1.8mm) M35030130 (2.0mm) M35030131 (2.5mm) M35030132 (3.0mm)
Compatible spray guns	<b>EcoGun AS AUTO pro HD</b>	<b>EcoGun AS AUTO pro HD</b>	<b>EcoGun AS AUTO pro HD</b>
Nozzle sizes	0.5 - 3.0 mm	0.5 - 3.0 mm	1.2 - 3.0 mm
Air pressure recom.	2.0-2.5 bar (29-36 psi)	2.0-2.5 bar (29-36 psi)	2.0-2.5 bar (29-36 psi)
Field of use	Top coats, base coats, decorative coatings.	Ceramic glazes, enamels.	Ceramic glazes, enamels, heavily atomized materials like adhesives.



	PC	HM (HVLP)
Part No.	M35030091	M35030092
Compatible spray guns	<b>EcoGun AS AUTO</b>	<b>EcoGun AS AUTO</b>
Nozzle sizes	1.6 / 1.8 / 2.0 / 2.2 mm	1.0 / 1.2 mm
Air pressure recom.	2.5-3.5 bar (36-51 psi)	1.8 bar (26 psi)
Field of use	General paints, primers or fillers.	Top coats, mordants (lower viscosity).



	PL	DSALM 10
Part No.	M35030087	M35030093
Compatible spray guns	<b>EcoGun AS AUTO</b>	<b>EcoGun AS AUTO Mini FS</b>
Nozzle sizes	0.8 / 1.0 / 1.2 mm	0.6 / 0.8 / 1.0 mm
Air pressure recom.	2.5-3.5 bar (36-51 psi)	2.0 bar (29 psi)
Field of use	Fine finish coatings, top & clear coats.	Varnishes or paints with lower viscosity, fine atomization, small area coatings.

# EcoGun AS AUTO

## Automatic air spray guns



### ACCESSORIES - EXTENSION

	LPS	NP 250	NS 250
Part No. (Length / nozzle size)	M19140022 (300 mm), M19140023 (500 mm)	M19140018 (1.0 mm), M19140020 (1.2 mm)	M19140019 (1.0 mm), M19140021 (1.2 mm)
Length	300 / 500 mm	250 mm	250 mm
Outer diameter	18 mm	8 / 10 mm	8 / 10 mm
Nozzle size	2.2 mm	1.0 / 1.2 mm	1.0 / 1.2 mm
Compatible spray guns	<b>EcoGun AS AUTO</b>	<b>EcoGun AS AUTO</b>	<b>EcoGun AS AUTO</b>
Spray pattern	Direct round spray or circular spray for inner parts of the pipe.	Direct round spray.	Side spray beam.



	DSA 100
Part No. (nozzle size)	M19140006 (0.6 mm), M19140007 (0.8 mm), M19140008 (1.0 mm), M19140009 (1.2 mm)
Length	100 mm
Outer diameter	14 mm
Nozzle size	0.6 / 0.8 / 1.0 / 1.2 mm
Compatible spray guns	<b>EcoGun AS AUTO Mini RS</b>
Spray pattern	Direct round spray.

NEW



# Spray guns air-assist

Manual and automatic air-assist spray guns



## Product families

**EcoGun AA MAN** – manual air-assist spray guns

**EcoGun AA AUTO** – automatic air-assist spray guns



# EcoGun AA MAN

## Manual air-assist spray guns

Manual air-assist spray guns are the perfect choice for application of high viscosity material with high demand for surface quality. Typical users are woodcrafters where they can be used to provide perfect finishing for solid wood furniture by solvent and water-borne lacquers. The wide range of nozzles make these spray guns a versatile tool. Spray guns can be fed by EcoPump VP packages.



NEW

### PRODUCT LINE

	EcoGun 2100 AirCombi
Part No.	see table below
Connector fluid	1/4" NPSM
Max. fluid pressure	120 (1,740 psi) / 250 bar (3,600 psi)
Connector air	G1/4"
Nozzle sizes	0,18 / 0,23 / 0,28 / 0,33 / 0,38 / 0,43 mm *
Technical highlights	External material inlet with optional filtration (long or short filter). Flat to round regulation. Atomization air regulation.
Field of use	Decorative and protective coatings for wood and metal substrates. Solvent-borne or water-borne lacquers. High viscosity paints and stains.

\* See complete range of nozzles on page no. 28 and page no. 29.

### CUSTOMER BENEFITS



External paint feed  
(allows paint heating)

Material filter options  
(long and short filter)

Wide range of nozzle sizes available

### TECHNICAL ILLUSTRATION



1 Material inlet with short or long filter, 2 Air inlet, 3 Fan pattern size regulation, 4 Inlet air regulation

### ORDER NUMBERS – EcoGun 2100 AIRCOMBI

Part no.	Fluid pressure	Nozzle type	Filter	Air cap
N36280001	120 bar (1,740 psi)	6-KT (hexagonal)	short filter	Air cap 40-130°
N36280002	250 bar (3,600 psi)	6-KT (hexagonal)	short filter	Air cap 40-130°
N36280003	120 bar (1,740 psi)	6-KT (hexagonal)	long filter	Air cap 40-130°
N36280004	250 bar (3,600 psi)	6-KT (hexagonal)	long filter	Air cap 40-130°

Note: Spray gun is delivered without nozzle, they need to be ordered separately. If nozzle with spray angle 30° or lower is required, please order & use other aircap (M35030077)

# EcoGun AA AUTO

## Automatic air-assist spray guns

Automatic air-assist spray guns are often used in batch paint application where they are a part of the automated painting process. They are characterized by a material path made of stainless steel and a separate air regulation for round and flat spray patterns, while the seal packing is externally adjustable.

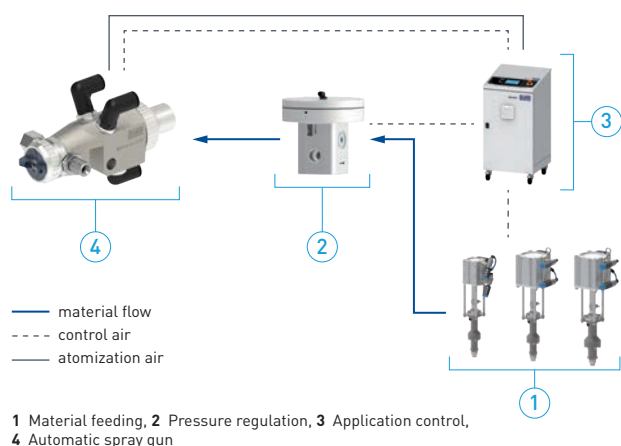


### PRODUCT LINE

	EcoGun AA AUTO XC N N ACV N P8(6/4) N	EcoGun AA AUTO XC N N FRC N P8(6/4) N	EcoGun AA AUTO XC N N RC N P8(6/4) N
Part No.	N36230157 **	N36230152 **	N36230158 **
Connector fluid	G1/4" (male)		
Connector air atom./cont.	Push-in 8 mm / Push-in 6 & 4 mm		
Max. air pressure atom.	8.0 bar (116 psi)		
Max. air pressure cont.	6.0 bar (87 psi)		
Max. fluid pressure	250 bar (3,600 psi)		
Nozzle sizes	0.18 / 0.23 / 0.28 / 0.33 / 0.38 / 0.43 *		
Technical highlights	Two material inlets. Separate round/flat spray regulation. Needle seal accessible from the outside.		
Field of use	Most flexible gun variant with air valves for separate fan and shaping air regulation; atomizing air flow control inside the gun.	Especially suitable for flat bed machines because of factory set air ratio of fan & shaping air volume / no sprayer adjustment on the gun directly; atomizing air flow control inside the gun	Separate push-in connectors for fan and shaping air regulation; well suitable for robotic and reciprocator applications, where adjustments of the air volume have to be conducted during the application; atomizing air flow is controlled externally via valves / control unit

\* See complete range of nozzles on page no. 28 and page no. 29 . \*\* Air cap and nozzle to be ordered separately.

### TECHNICAL ILLUSTRATION



### CUSTOMER BENEFITS



- Air-assist and airless work mode possible
- Material pressure up to 250 bar (3,600 psi)
- Material path completely made of stainless steel
- Needle seal accessible from the outside
- Separate round/flat spray regulation (for ACV or RC version)
- Wide range of nozzles available
- Material circulation or direct material supply
- In-line filter available



# EcoGun AA

## Manual & automatic air-assist spray guns



### NOZZLE 6-KT AIR-ASSIST – COMPATIBLE WITH EcoGun 2100 AirCombi / EcoGun AA AUTO

Orifice size mm / inch.	Flow rate l / min <sup>2,3</sup>	Fan angle Fan width in mm (inches) <sup>1</sup>								
		10° 51-76 [2-4]	20° 102-152 [4-6]	30° 152-203 [6-8]	40° 203-254 [8-10]	50° 254-305 [10-12]	60° 305-356 [12-14]	70° 356-406 [14-16]	80° 406-457 [16-18]	90° 457-508 [18-20]
0.18 / 0.007	0.18		M09020373 M09270003	M09020374 M09270004	M09020375 M09270005					
0.23 / 0.009	0.25	M09020376 M09270006	M09020377 M09270007	M09020378 M09270008	M09020379 M09270009	M09020380 M09270010	M09020381 M09270011			
0.28 / 0.011	0.37		M09020383 M09270012	M09020384 M09270013	M09020385 M09270014	M09020386 M09270015	M09020387 M09270016	M09020388 M09270017		
0.33 / 0.013	0.57		M09020390 M09270018	M09020391 M09270019	M09020392 M09270020	M09020393 M09270021	M09020394 M09270022	M09020395 M09270023	M09020396 M09270024	
0.38 / 0.015	0.72			M09020399 M09270025	M09020400 M09270026	M09020401 M09270027	M09020402 M09270028	M09020403 M09270029	M09020404 M09270030	M09020405 M09270031
0.43 / 0.017	0.98			M09020408 M09270032	M09020409 M09270033	M09020410 M09270034	M09020411 M09270035	M09020412 M09270036	M09020413 M09270037	M09020414 M09270038

<sup>1</sup> - Fan width in 300 mm spraying distance with water

<sup>2</sup> - Flow rate at 100 bar pressure with water, deviation of up to ± 15% to the setpoint is permitted

<sup>3</sup> - Use the following formulare to calculate the flow rate (Q2) to a new operating pressure (P2):

$$P1 = 100 \text{ bar, } Q1 = \text{flow rate according to table}$$

Part numbers in grey are nozzles with preatomizer.

Part numbers in blue are nozzles without preatomizer.

$$Q2 = Q1 * \sqrt{\frac{P2}{P1}}$$

### Nozzle marking



AXX"

YYY

A – fan angle (e.g. 6 = 60°)

XX" – size in inches (e.g. 11 = 0.011")

YY – size in mm (e.g. 28 = 0.28 mm)

VZ – nozzles with preatomizer



### AIR-ASSIST AIR CAPS

	Air cap 10-30°	Air cap 40-90°
Part No.	M35030077	M35030078
Compatible spray guns	EcoGun 2100 AirCombi, EcoGun AA AUTO	EcoGun 2100 AirCombi, EcoGun AA AUTO
Spray angle	10-30°	40-90°
Field of use	Primers, base coats, clear coats, UV-coats.	Primers, base coats, clear coats, UV-coats.



# Spray guns airless

Manual and automatic airless spray guns



## Product families

**EcoGun AL MAN** – manual airless spray guns

**EcoGun AL AUTO** – automatic airless spray guns



# EcoGun AL MAN

## Manual airless spray guns

Manual airless spray guns are suitable for high pressure paint application. They can be used for anti corrosion protection coating of large steel structures or coating of wood structures. Functionality can be extended by using extensions which can help to paint areas which are difficult to reach. The modular design of these extensions allows to assemble different lengths and angles. Airless spray guns may be used with reversible nozzles that are available in a large number of sizes and angles.



### PRODUCT LINE

	EcoGun AL MAN 300
Part No.	see table below
Connector fluid	1/4" NPSM (male)
Max. fluid pressure	300 bar (4,350 psi)
Nozzle bracket connector	11/16" -16 UN
Nozzle sizes	0,18 / 0,23 / 0,28 / 0,33 / 0,38 / 0,43 / 0,48 / 0,53 / 0,58 / 0,63 / 0,68 / 0,73 / 0,78 mm *
Technical highlights	External material inlet, suitable for paint heating.
Field of use	Anti corrosion protection, penetration and sealing applications. Wood building, metal and automotive industry.

\* See complete range of nozzles on page no. 32 and page no. 33

### ORDER NUMBERS - EcoGun AL MAN 300 (251)

Part no.	Nozzle	Filter
N36240110	0,43mm 50°/517" reversible nozzle	no filter
N36240137	none (nozzles for sealing applications are available separately)	no filter

### CUSTOMER BENEFITS



Perfectly balanced ergonomic shape of spray gun body that minimizes fatigue

Material passage ways made of stainless steel

External material supplying part allows application of heated paint

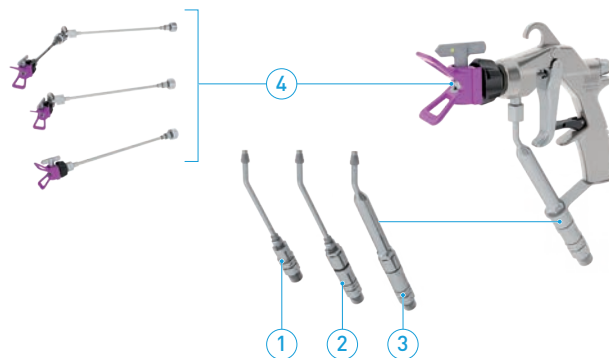
Wide range of available spray nozzles

Optional extensions available (up to 900 mm)

Easy cleaning and maintenance

ATEX EX II 2G T60°C X

### TECHNICAL ILLUSTRATION



#### EcoGun AL MAN – Optional parts

1 Material inlet w/o filter, 2 Material inlet with short filter, 3 Material inlet with long filter, 4 Extensions - modular system

# EcoGun AL AUTO

## Automatic airless spray guns

Automatic airless spray guns are suitable for high pressure paint application. They can be used for anti corrosion protection, coating of large steel structures or penetration of wood structures. Functionality can be extended by using extensions to paint areas which are difficult to reach. Modular design of these extensions allows to assemble different lengths and angles. Airless spray guns use reversible nozzles which are provided in a large number of sizes and angles.



### PRODUCT LINE

	EcoGun AL AUTO
Part No.	see table on page no. 33
Connector fluid	G1/4" or M14x1,5 (male thread)
Connector air control	Push-in 6 mm
Max. air pressure cont.	5.0 bar (73 psi)
Max. fluid pressure	300 bar (4,350 psi)
Nozzle bracket connector	11/16"-16 UN 7/8"-14 UNF
Nozzle sizes	0.18 / 0.23 / 0.28 / 0.33 / 0.38 / 0.43 / 0.48 / 0.53 / 0.58 / 0.63 / 0.68 / 0.73 / 0.78 mm *
Technical highlights	Two options for closing valve diameter (large for very high viscosity material). Two material inlets for circulation. Spray gun bracket for secure repositioning.
Field of use	Anti corrosion coating. Penetration application.

\* See complete range of nozzles on page no. 32 and page no. 33



### CUSTOMER BENEFITS



Material passage ways made of stainless steel

Wide range of reversible nozzles

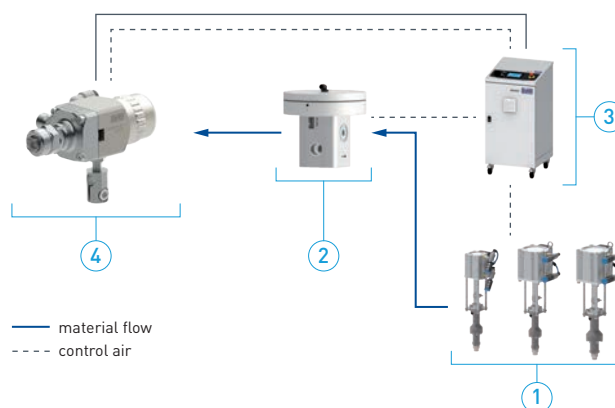
Optional extensions

Max. fluid pressure 300 bar (4,350 psi)

Direct material supply or material circulation

Easy cleaning and maintenance

### TECHNICAL ILLUSTRATION



1 Material feeding, 2 Pressure regulation, 3 Application control, 4 Automatic spray gun



### EXTENSIONS FOR EcoGun AL

	Extension pipes	Rotary joint	Direct joint
Part No.	M19140001 / M19140002 / M19140003 / M19140004 / M19140005	M22150012	M01010201
Length	150 / 300 / 450 / 600 / 900 mm	—	—
Thread	11/16"-16 UN	11/16"-16 UN	11/16"-16 UN
Max. fluid pressure	250 bar (3,600 psi)	250 bar (3,600 psi)	250 bar (3,600 psi)
Usage	Extension tube with different lengths. By using connecting joints pipes can be connected to make any other length.	Rotary joint allows bending spray beam in any angle.	Direct joint is used to connect spray tip bracket with extension for straight spraying.

# EcoGun AL MAN/AUTO



## SELECTED SPARE PARTS - AIRLESS & AIR-ASSIST

	Filters - long	Filters - short	Nozzle guard
Part No.	200 msh red (M13060010) 100 msh yellow (M13060011) 50 msh white (M13060012) 30 msh green (M13060013)	100 msh (M13060017) 200 msh (M13060018) 100 msh lamellar (M13100241) 60 msh lamellar (M13100242)	M60020001 Reversible nozzles Thread: 11/16" - 16 UN Safety guard
Compatible spray guns	<b>EcoGun AL MAN 300</b> <b>EcoGun AA MAN</b>	<b>EcoGun AL MAN 300</b>	<b>EcoGun AL MAN 300</b> <b>EcoGun AL AUTO</b>

Complete list of accessories can be found in the webshop.



## REVERSIBLE NOZZLE AIRLESS

Orifice size mm / inch.	Flow rate l / min <sup>2,3</sup>	Fan angle Fan width in mm (inches) <sup>1</sup>								
		10° 51-76 (2-4)	20° 102-152 (4-6)	30° 152-203 (6-8)	40° 203-254 (8-10)	50° 254-305 (10-12)	60° 305-356 (12-14)	70° 356-406 (14-16)	80° 406-457 (16-18)	90° 457-508 (18-20)
0.18 / 0.007	0.18	M09020475	M09020476	—	—	—	—	—	—	—
0.23 / 0.009	0.25	M09020477	M09020478	M09020479	M09020480	—	—	—	—	—
0.28 / 0.011	0.37	M09020481	M09020482	M09020483	M09020484	M09020485	M09020486	—	—	—
0.33 / 0.013	0.57	M09020487	M09020488	M09020489	M09020490	M09020491	M09020492	M09020493	M09020494	—
0.38 / 0.015	0.72	M09020495	M09020496	M09020497	M09020498	M09020499	M09020500	M09020501	M09020502	—
0.43 / 0.017	0.98	M09020503	M09020504	M09020505	M09020506	M09020507	M09020508	M09020509	M09020510	—
0.48 / 0.019	1.30	—	M09020511	M09020512	M09020513	M09020514	M09020515	M09020516	M09020517	—
0.53 / 0.021	1.52	—	—	M09020518	M09020519	M09020520	M09020521	M09020522	M09020523	M09020524
0.58 / 0.023	1.83	—	—	M09020525	M09020526	M09020527	M09020528	M09020529	M09020530	M09020531
0.63 / 0.025	2.13	—	—	M09020532	M09020533	M09020534	M09020535	M09020536	M09020537	M09020538
0.68 / 0.027	2.50	—	—	M09020539	M09020540	M09020541	M09020542	M09020543	M09020544	M09020545
0.73 / 0.028	2.95	—	—	M09020546	M09020547	M09020548	M09020549	M09020550	M09020551	M09020552
0.78 / 0.030	3.42	—	—	M09020553	M09020554	M09020555	M09020556	M09020557	M09020558	M09020559

<sup>1</sup> - Fan width in 300 mm spraying distance with water

<sup>2</sup> - Flow rate at 100 bar pressure with water, deviation of up to ± 15% to the setpoint is permitted

<sup>3</sup> - Use the following formulare to calculate the flow rate (Q2) to a new operating pressure (P2):

$$Q2 = Q1 * \sqrt{\frac{P2}{P1}} \quad P1 = 100 \text{ bar, } Q1 = \text{flow rate according to table}$$

## Nozzle marking



**AXX**

A – fan angle (e.g. 4 = 40°)

XX – size in inches (e.g. 19 = 0.019")

# EcoGun AL MAN/AUTO



## FLAT NOZZLE AIRLESS (STANDARD AND FINE FINISH)

Orifice size mm / inch.	Flow rate l / min <sup>2,3</sup>	Fan angle Fan width in mm (inches) <sup>1</sup>					
		40° 203-254 (8-10)	50° 254-305 (10-12)	60° 305-356 (12-14)	70° 356-406 (14-16)	80° 406-457 (16-18)	90° 457-508 (18-20)
0.15 / 0.006	0.14	M09020881*	M09020882*	—	—	—	—
0.18 / 0.007	0.18	—	—	—	—	—	—
0.20 / 0.008	0.22	M09020883*	M09020884*	M09020728*	—	—	—
0.23 / 0.009	0.25	M09020901	M09020902	M09020903	—	—	—
0.25 / 0.010	0.33	M09020885*	M09020887*	M09020888*	M09020889*	M09020729*	—
0.28 / 0.011	0.37	M09020904	M09020905	M09020906	M09020907	—	—
0.30 / 0.012	0.47	M09020890*	M09020891*	M09020892*	M09020893*	M09020730*	M09020894*
0.33 / 0.013	0.57	M09020908	M09020909	M09020910	M09020911	M09020912	—
0.35 / 0.014	0.65	M09020895*	M09020896*	M09020897*	M09020898*	M09020899*	M09020900*
0.38 / 0.015	0.72	M09020913	M09020914	M09020915	M09020916	M09020917	—
0.43 / 0.017	0.98	M09020918	M09020919	M09020920	M09020921	M09020922	M09020923

\* - Fine finish flat nozzles airless

<sup>1</sup> - Fan width in 300 mm spraying distance with water

<sup>2</sup> - Flow rate at 100 bar pressure with water, deviation of up to ± 15% to the setpoint is permitted

<sup>3</sup> - Use the following formulare to calculate the flow rate (Q2) to a new operating pressure (P2):

$$Q2 = Q1 * \sqrt{\frac{P2}{P1}} \quad P1 = 100 \text{ bar, } Q1 = \text{flow rate according to table}$$

## Nozzle marking



**AYY**

A – fan angle (e.g. 6 = 60°)

YY – size in mm (e.g. 28 = 0.28 mm)

## ORDER NUMBERS – EcoGun AL AUTO

Part no.	Name	Orifice size for material	Nozzle holder thread (male)	Material connector (male)
N36250105	EcoGun AL AUTO S 1116 M14	1,5 mm	11/16"-16 UN	M14x1,5
N36250106	EcoGun AL AUTO B 1116 M14	2,5 mm	11/16"-16 UN	M14x1,5
N36250136	EcoGun AL AUTO S 1116 G14	1,5 mm	11/16"-16 UN	G1/4"
N36250129	EcoGun AL AUTO B 1116 G14	2,5 mm	11/16"-16 UN	G1/4"
N36250132	EcoGun AL AUTO B 78 G14	2,5 mm	7/8"-14 UNF	G1/4"

Note: Spray gun is delivered without nozzle, they need to be ordered separately.



# Spray guns ESTA

Manual electrostatic spray guns



## Product families

EcoGun MAN ESTA – manual electrostatic spray guns





# EcoGun MAN ESTA

## Manual electrostatic spray guns

The line of manual electrostatic spray guns involves models with external or direct charge for air spray application method. These spray guns are the perfect solution to reduce overspray when deploying manual paint application. They are suitable for solvent or water-borne paints. Small size and light weight are providing long lasting operation without significant fatigue.



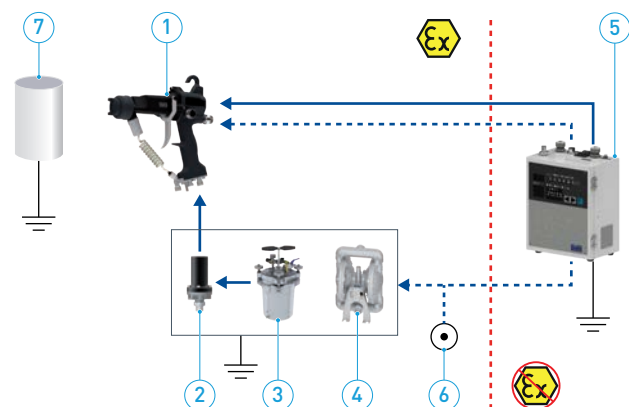
PRODUCT LINE		
	EcoGun AS MAN EC	EcoGun AS MAN DC
Part No.	see page 37	see page 37
Connector fluid	G3/8" with 60° inner cone (male)	G3/8" with 60° inner cone (male)
Max. fluid pressure	6.0 bar (87 psi)	6.0 bar (87 psi)
Connector air	G1/4" with 60° inner cone (male)	G1/4" with 60° inner cone (male)
Max. operating voltage	30 kV	60 kV
Nozzle sizes	1.1 mm	1.1 mm
Technical highlights	External charging needle. Built-in control lamp to indicate high voltage. High voltage only if the trigger is pulled.	Internal charge via electrode on tip of the needle. Built-in control lamp to indicate high voltage. High voltage only if the trigger is pulled. Model for clear and base coats. Model for metallic coats.
Field of use	For water-borne clear and base coats and fillers.	For solvent-borne clear, metallic and base coats and fillers. A model with insulated material hose is available for water-borne paints.

### CUSTOMER BENEFITS



- Solvent resistant composite body guarantees a light weight and a long life
- Maximum charge of 60 kV for high transfer efficiency
- Direct and external charging system available
- Fine atomization even without high voltage
- Suitable for solvent-borne paints

### TECHNICAL ILLUSTRATION



1 EcoGun AS MAN DC, 2 EcoFlow LPF, 3 Pressure pot 10, 4 EcoPump AD, 5 Controller EcoHT 80, 6 Air supply, 7 Coated part

# EcoGun MAN ESTA

## Manual electrostatic spray guns



### AIR CAPS

	Air cap HN400	Air cap HN600	Air cap HN800
Part No.	M35030249	M35030250	M35030251
Compatible spray guns	<b>EcoGun AS MAN EC,</b> <b>EcoGun AS MAN DC</b>	<b>EcoGun AS MAN EC,</b> <b>EcoGun AS MAN DC</b>	<b>EcoGun AS MAN EC,</b> <b>EcoGun AS MAN DC</b>
Specification	Small spray pattern, recommended material flow rate 50-150 ml/min.	Medium spray pattern, recommended material flow rate 140-280 ml/min.	Large spray pattern, recommended material flow rate 240-400 ml/min.
Field of use	Less air flutter and flat pattern. Suitable for small or narrow work.	Standard type can realize both high transfer efficiency and appearance.	High atomization model for high viscosity or high flow rate.



### SELECTED ACCESSORIES

	EcoHT 80 Controller	Hoses	Extension cables
Part No.	E80020003 (100-120V) E80020004 (200-240V) E80020006 (200-240V, ATEX)	W40650001V	E09070247 (10 m) E09070248 (20 m)
Compatible spray guns	<b>EcoGun AS MAN EC,</b> <b>EcoGun AS MAN DC</b>	<b>EcoGun AS MAN EC,</b> <b>EcoGun AS MAN DC</b>	<b>EcoGun AS MAN EC,</b> <b>EcoGun AS MAN DC</b>

Complete list of accessories can be found in the webshop.

### ORDER NUMBERS – EcoGun AS MAN DC & EcoGun AS MAN EC

Part no.	Scope of delivery	Charge	Paint type	Certification
N36180001V	Depending on configuration	External charge	Water-based paints	Class I Div 1 Group D
N36190001V	Depending on configuration	Direct charge	Depending on configuration	Class I Div 1 Group D
N36180001	Spray gun	External charge	Water-based paints	Ex II 2G 0.24mJ
N36190001	Spray gun	Direct charge	Metallic paints	Ex II 2G 0.24mJ
N36190003	Spray gun	Direct charge	Water-based paints	Ex II 2G 0.24mJ
N36190005	Spray gun	Direct charge	Solvent-based paints	Ex II 2G 0.24mJ
N36180002	Package (spray gun, hoses, controller)	External charge	Water-based paints	Ex II 2G 0.24mJ
N36190002	Package (spray gun, hoses, controller)	Direct charge	Metallic paints	Ex II 2G 0.24mJ
N36190004	Package (spray gun, hoses, controller)	Direct charge	Water-based paints	Ex II 2G 0.24mJ
N36190006	Package (spray gun, hoses, controller)	Direct charge	Solvent-based paints	Ex II 2G 0.24mJ



# Overspray-free application

100% transfer efficiency

## Product families

EcoPaintJet - overspray-free paint applicator

# EcoPaintJet

## Overspray free paint applicator

**EcoPaintJet** is one of the most innovative developments in the paint industry ever made. In contrary to spray guns and bells, the **EcoPaintJet** does not atomize the paint, but creates constant streams of paint. This increases the transfer efficiency to 100% or in other words 0% overspray. As a consequence of no overspray, the pollution of air filters is reduced significantly which saves operating costs. In addition the spray pattern created by the **EcoPaintJet** is razor sharp. This allows to paint stripes or other types of simple patterns without masking. Last but not least, color changes are possible within a few seconds.

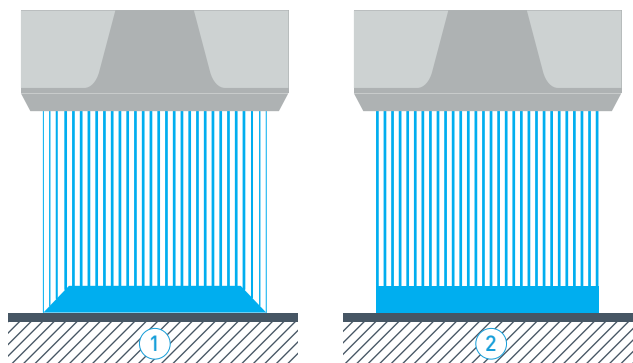


### PRODUCT LINE

	EcoPaintJet
Spray pattern width	50 mm
Coating distance	5-25 mm
Application speed	< 2,000 mm/s
Weight	800 g
ATEX	Ex II 3G T6

Nozzle plate is not included.

### TECHNICAL ILLUSTRATION



1 Spray pattern with overlap, 2 Spray pattern with sharp edge

### CUSTOMER BENEFITS



Paint saving (almost 100% transfer efficiency)

No masking required

Lower operating costs due to elimination of overspray (e.g. reduced booth ventilation or reduced booth filtration requirements)

Significantly better environmental balance

Dürr standard components for fluid handling are retained

Fast colour changes possible

Border-sharp striping or overlapping surface application possible

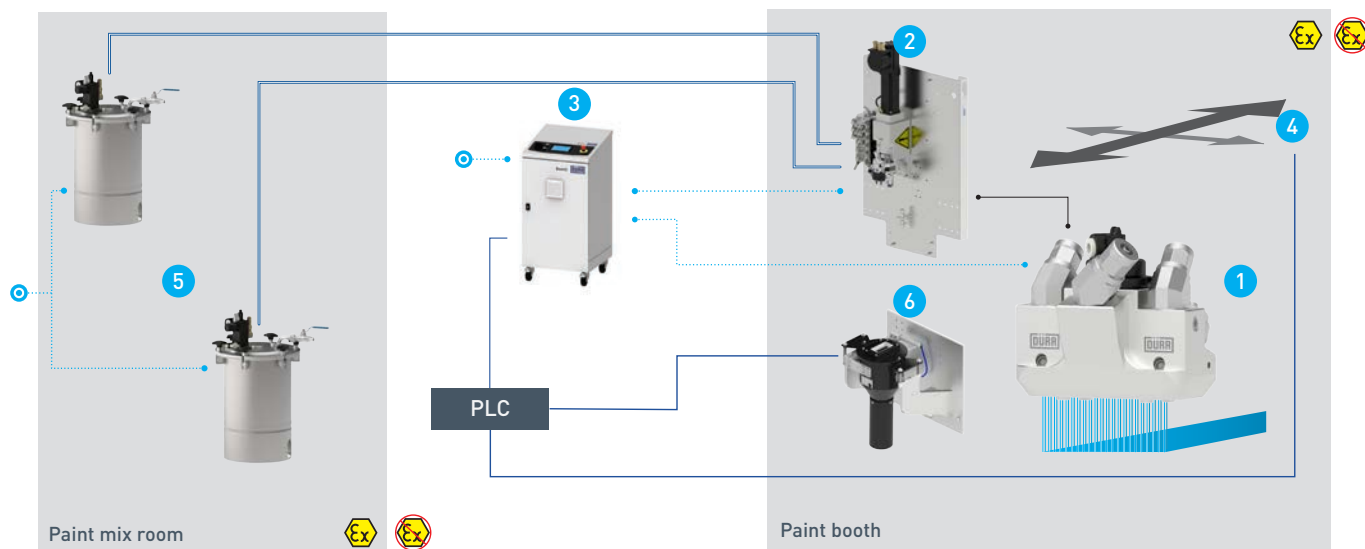


Please contact us for more details at:  
[INP.Customer.Support@durr.com](mailto:INP.Customer.Support@durr.com)

# EcoPaintJet

## Overspray free paint applicator

### INTEGRATION SCHEME



#### APPLICATION COMPONENTS


- |                         |   |
|-------------------------|---|
| 1 EcoPaintJet           | 4 Manipulator e.g. robot or X-Y-Z table |
| 2 Fluid board           | 5 Pressure pot                          |
| 3 EcoAUC - control unit | 6 EcoPaintJet Cleaner                   |

#### ELECTRIC LINES

— Ethernet

#### MEDIA

- Paint hose
- ..... Compressed air
- ⊙ Compressed air source



# Color changers

Low pressure or high pressure color changer

## Product families

**EcoMCC3 20** – low pressure color changer


**EcoMCC 200** – high pressure color changer

**EcoValve7 20** – low pressure color changer with diaphragm valves

# EcoMCC3 20

## Low pressure color changer

The **EcoMCC3 20** color changer has been designed for rapid color changes. During design, great emphasis was focused on an optimal feed to realize a minimum color loss and maximum maintenance friendliness. This color change valve generation can be used with water or solvent-borne primer paints, top coating and 1K clear varnishes material to enable weight optimization. The **EcoMCC3 20** can be utilized independent or in combination with **EcoBell** or **EcoGun** product package.



### CUSTOMER BENEFITS



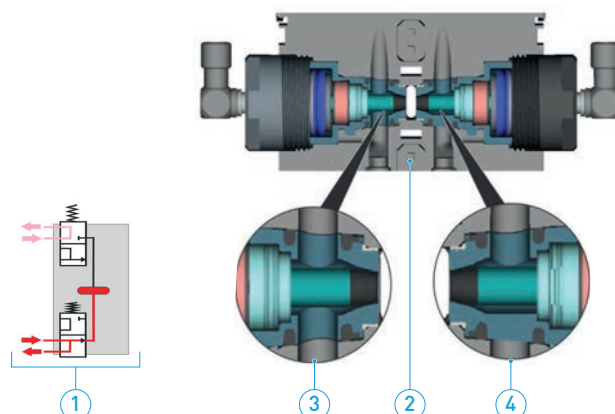
Highly flexible - can be extended at any time by adding a 2-color strip

Each color can either be configured as deadend or circulation system.

### PRODUCT LINE

	EcoMCC3 20
Part No.	N14800002V
Connector fluid	Dürr paint fitting
Connector air	Push-in 4 mm
No. of colors	up to 36 colors
Max. fluid pressure	20 bar (290 psi)
Operating temperature	10-40 °C (50-104 °F)
Materials contacted by media	Polyoxymethylene (POM), Titanium, Stainless steel

### TECHNICAL ILLUSTRATION



1 Single channel color changer in circulation mode, 2 Stainless steel valve, 3 Circulation, 4 Tap line mode

### ORDER CODE

EcoMCC3 20			
Option	Code	Code	Option
No. of color deadend			Mounting rail
1-36	1-36	J	Yes
No. of color circulation			Sensors color changer
1-36	1-36	N	Without pressure sensor
No. of paint ducts		WP	With pressure sensor
A canal	A	WHTP	With HT-proof pres. sensor
AB canal	AB		Cover plate
Executing direction		G	G1/8"
Left	L		Type of valve color chang.
Right	R	3	EcoMCC3
Purging technology		3S	EcoMCC3 S
Solvent/pulse air	SP		
Solvent/pulse air/paint return	SPP		



# EcoMCC 200

## High pressure color changer

The **EcoMCC 200** is a color changer solution for airless or air-assist varnishing of water and solvent-borne paint. Due to its short switching times, the **EcoMCC 200** is also suitable as a dosing valve in 2K applications. The color change is effected quickly thanks to short flushing and low dead space. An additional chamber contains a plasticizer that prevents both, hardening of the media on the valve needle and higher wear and tear.



PRODUCT LINE			
	EcoMCC 200 2C D SST	EcoMCC 200 4C D SST	EcoMCC 200 6C D SST
Part No.	N14100001	N14100002	N14100003
Connector fluid	G1/8" / G1/4"	G1/8" / G1/4"	G1/8" / G1/4"
Connector air	M5	M5	M5
No. of colors	2	4	6
Max. fluid pressure	200 bar (2,900 psi)	200 bar (2,900 psi)	200 bar (2,900 psi)
Operating temperature	15-40 °C (59-104 °F)	15-40 °C (59-104 °F)	15-40 °C (59-104 °F)
Materials contacted by media	Stainless steel, carbide	Stainless steel, carbide	Stainless steel, carbide



	EcoMCC 200 8C D SST	EcoMCC 200 10C D SST	EcoMCC 200 1C D SST
Part No.	N14100004	N14100005	N14100006
Connector fluid	G1/8" / G1/4"	G1/8" / G1/4"	G1/8" / G1/4"
Connector air	M5	M5	M5
No. of colors	8	10	1
Max. fluid pressure	200 bar (2,900 psi)	200 bar (2,900 psi)	200 bar (2,900 psi)
Operating temperature	15-40 °C (59-104 °F)	15-40 °C (59-104 °F)	15-40 °C (59-104 °F)
Materials contacted by media	Stainless steel, carbide	Stainless steel, carbide	Stainless steel, carbide

TECHNICAL ILLUSTRATION

1 Collecting pan connection, 2 Control air connection, 3 Compression spring,

4 Material inlet, 5 Material outlet

CUSTOMER BENEFITS

→

Standard offer includes up to 10 valves

Material pressure up to 200 bar (2,900 psi)

Carbide valve seat and needle for longer downtime periods

Minimal flushing due to reduction of dead space

Second chamber for plasticizers

Faster valve change during maintenance

ATEX Ex II 2G Ex h IIA T6 Gb X

# EcoValve7 20

## Low pressure color changer with diaphragm valves

**EcoValve7 20** is a low pressure color changer, designed for advanced 2K application. In contrary to classical valve designs, the **EcoValve7 20** is equipped with a diaphragm seal between needle and piston. Therefore leakages are impossible. In addition, the valve opens automatically in an overpressure situation. The diaphragm valve is characterized by its extremely high lifetime, its easy to clean surface and its integrated needle seat which guarantees a fast maintenance.



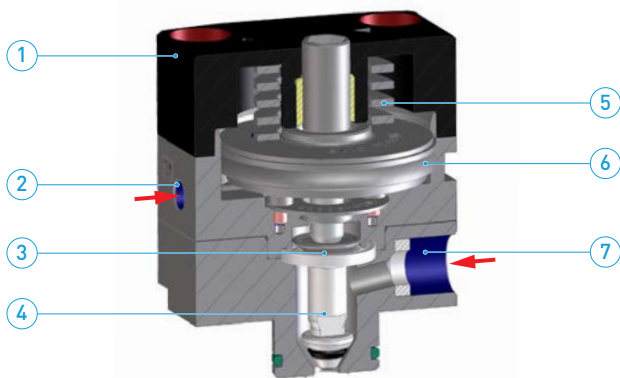
### PRODUCT LINE

	EcoValve7 20 1C	EcoValve7 20 2C	EcoValve7 20 3C
Part No.	N32350010	N32350011	N32350014
Connector fluid	G1/8"	G1/8"	G1/8"
Connector air	M5	M5	M5
No. of colors	1	2	3
Max. fluid pressure	20 bar (290 psi)	20 bar (290 psi)	20 bar (290 psi)
Media temperature	15-50 °C (59-122 °F)	15-50 °C (59-122 °F)	15-50 °C (59-122 °F)
Materials contacted by media	Stainless steel, titanium	Stainless steel, titanium	Stainless steel, titanium



	EcoValve7 20 4C	EcoValve7 20 5C	EcoValve7 20 6C
Part No.	N32350012	N32350015	N32350016
Connector fluid	G1/8"	G1/8"	G1/8"
Connector air	M5	M5	M5
No. of colors	4	5	6
Max. fluid pressure	20 bar (290 psi)	20 bar (290 psi)	20 bar (290 psi)
Media temperature	15-50 °C (59-122 °F)	15-50 °C (59-122 °F)	15-50 °C (59-122 °F)
Materials contacted by media	Stainless steel, titanium	Stainless steel, titanium	Stainless steel, titanium

### TECHNICAL ILLUSTRATION



1 Housing, 2 Control air inlet, 3 Diaphragm, 4 Needle, 5 Diaphragm, 6 Spring, 7 Material inlet


### CUSTOMER BENEFITS



Diaphragm technology of **EcoValve7 20** ensures a high lifetime and prevents the system from bursting hoses

Flat surfaces allow easy cleaning

Special industrial design of **EcoValve7 20** increases robustness by high value covers and surfaces



# Cleaning devices

Application equipment cleaning



## Product families

**EcoGun Cleaner M** – automatic cleaning device for manual spray guns

**EcoBell Cleaner D** – automatic cleaning device for **EcoBell2**

**EcoGun CapCleaner** – automatic cleaning device for automatic spray guns

**EcoPaintJet Cleaner** – automatic cleaning device for **EcoPaintJet**

# EcoGun Cleaner M

## Automatic cleaning device for manual spray guns

Cleaning device to perform an automatic color change with a pneumatic trigger to activate the manual gun release. Suitable for multi-component solvent-borne and water-borne paint with a pressure of maximum 200 bar.



### CUSTOMER BENEFITS

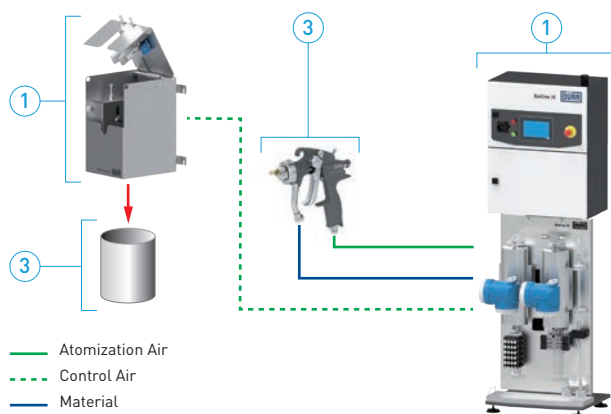


Automatic cleaning of manual spray guns

Pneumatically controlled

Direct control from **EcoDose** with pot time control

### TECHNICAL ILLUSTRATION



1 EcoGun Cleaner M, 2 EcoGun AS MAN pressure feed,  
3 Waste collecting bin (basket), 4 Dosing unit

### PRODUCT LINE

	EcoGun Cleaner M
Part No.	N05010120
Available gun adapters*	<b>EcoGun AS MAN 2PF</b> (M65020334) <b>EcoGun AS MAN 1PF</b> (M65020344) <b>EcoGun AA MAN 2P</b> (M65020343) <b>EcoGun AS MAN DC</b> (M65020340) Graco Pro XP40 (M65020345) Graco Pro XP60 (M65020346) Graco Air Pro 1.1 (M65020347) SATA JET 3000 KRP (M65020348) Iwata W200 (M65020349) DeVilbiss GTi ProLite (M65020350) DeVilbiss JGA-510-704FF (M65020385)
Compatible controls	<b>EcoDose 2K</b> <b>EcoDose 3K</b> <b>EcoDose 2K Easy</b>
Max. fluid temperature	65 °C (149 °F)
Max. fluid pressure	7 bar (101.5 psi)
Field of use	1K or multicomponent paint applications. Mainly for flushing of manual guns e.g. in combination with <b>EcoDose</b> family.

\* Other spray gun models on request.

# EcoBell Cleaner D

## Automatic cleaning device for EcoBell2

**EcoBell Cleaner D** is an efficient and quick solution to perform cleaning in an automatic painting process. The set of nozzles for solvent and air flushing provide reliable cleaning of the shaping air holes and part of the shroud. This ensures long lasting high quality performance in application processes.



### CUSTOMER BENEFITS



The atomizer cleaner is suitable to remove water-borne and solvent-borne paints

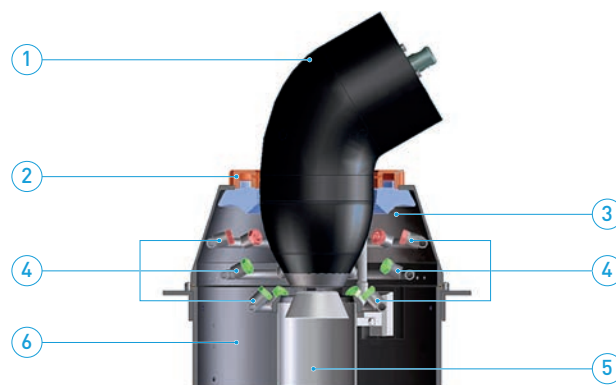
Ensures reliable and long lasting operation of rotary atomizers

Reduce maintenance times

### PRODUCT LINE

	EcoBell Cleaner D
Part No.	N05040001
Compatible bells	EcoBell2
Max. fluid pressure	10 bar (145 psi)
Max. air pressure	8 bar (116 psi)
Max. fluid temperature	60 °C
Compatible atomizers	EcoBell2 SL EC (N34150003) EcoBell2 SL DC (N34150004) EcoBell2 SL EC 1K m.RF (N34150005) EcoBell2 SL DC 1K m.RF (N34150006)
Field of use	1K or multicomponent paint applications.

### TECHNICAL ILLUSTRATION



1 Rotating atomizer, 2 Blow air ring, 3 Cleaning container, 4 Cleaning nozzles, 4 Inner tube, 6 Process flow



### SELECTED ACCESSORIES

	Control unit for cleaning device	Bracket ZRG/LKRG S700	Adjustment tool teach RG D 2 AA
Part No.	N32220006	M19023576	W17150009



# EcoGun CapCleaner

## Automatic cleaning device for automatic spray guns

**EcoGun CapCleaner** is an efficient and quick solution to perform cleaning in an automatic painting process. The set of nozzles for solvent and air flushing provide reliable cleaning of the air cap. This ensures long lasting high quality performance in application processes. In comparison to brush-based cleaning devices, the **EcoGun CapCleaner** is not negatively affected by drying paint, as there is no direct contact with the brush or other components.



### CUSTOMER BENEFITS



The cap cleaner is suitable to remove water-borne and solvent-borne paints

Ensures reliable and long lasting operation of spray gun air caps

Reduce maintenance times

### PRODUCT LINE

	EcoGun CapCleaner
Part No.	N05310001
Compatible spray guns*	<b>EcoGun AS AUTO</b> <b>EcoGuns AS AUTO pro (M30010375)</b> <b>EcoGun AA AUTO (M30010388)</b>
Max. fluid pressure	10 bar (145 psi)
Max. air pressure	8 bar (116 psi)
Max. fluid temperature	60 °C
Field of use	1K or multicomponent paint applications.

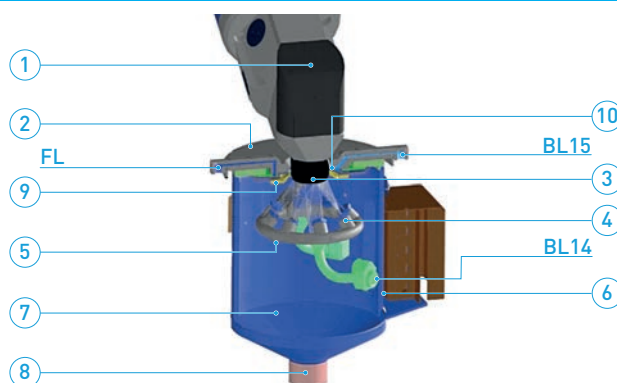
\* Other spray gun models on request.

### INTEGRATION SCHEME



1 EcoGun CapCleaner, 2 Control unit for cleaning device, 3 Robot controller, 4 EcoRP 10 R1100, PLC Master painting process control system,

### TECHNICAL ILLUSTRATION



1 EcoGun air atomizer, 2 Covering, 3 Air cap with union nut, 4 Blow pipe [BL 14], 5 Solvent distributor ring with nozzles (V11), 6 Ventilation boring, 7 Tank, 8 Drain, 9 Annular gap BL 15, 10 Sealing collar, FL Blocking air connection, BL14 Blowing air connection, BL15 Blowing air connection

### SELECTED ACCESSORIES

	Control unit for Cleaning device	Bracket ZRG/ LKRG S700	Adjustment tool Teach RG D 2 AA
Part No.	N32220006	M19023576	W17150009

# EcoPaintJet Cleaner

## Automatic cleaning device for EcoPaintJet

**EcoPaintJet Cleaner** is an efficient and quick solution to perform cleaning in an automatic painting process. The set of nozzles for solvent and air flushing provide reliable cleaning of the nozzle plate of the **EcoPaintJet** applicator. This ensures long lasting high quality performance in application processes.



### CUSTOMER BENEFITS

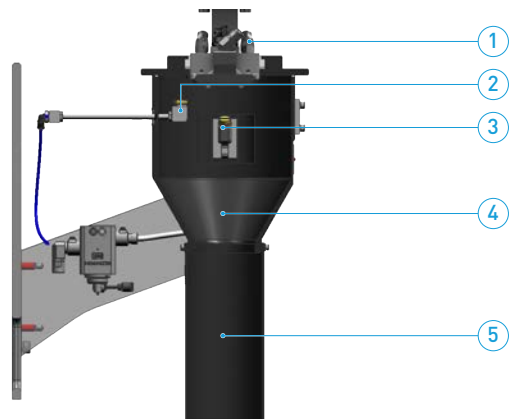


- The applicator cleaner is suitable to remove water-borne and solvent-borne paints
- Ensures reliable and long lasting operation of applicator
- Reduce maintenance times

### PRODUCT LINE

	EcoPaintJet Cleaner
Part No.	N05060001
Compatible applicators	EcoPaintJet
Max. fluid pressure	3 bar (43 psi)
Max. air pressure	2 bar (29 psi)
Connector air	hose 4x6
Connector fluid	hose 6x9
Cleaning agent consumption per sequence	20-50 ml
Field of use	1K or multicomponent paint applications.

### TECHNICAL ILLUSTRATION




1 EcoPaintJet, 2 Drying nozzle, 3 Cleaning nozzle, 4 Cleaner housing, 5 Outlet tube

### INTEGRATION SCHEME





1 EcoPaintJet Cleaner, 2 EcoPaintJet, 3 Application controller, 4 Pneumatic control unit, PLC Master painting process control system,



### SELECTED ACCESSORIES

	Control unit for cleaning device	Bracket ZRG/LKRG S700
Part No.	N32220006	M19023576

**NEW**



# Fluid board


Modular paint dosing and color change system

# Fluid board

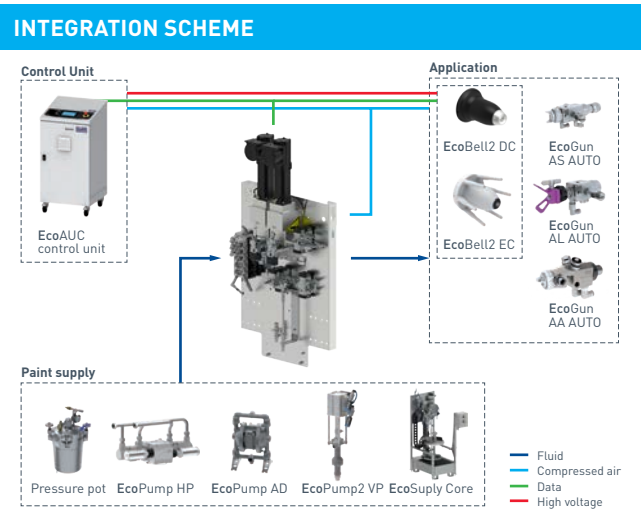
NEW

## Modular paint dosing and color change system

The missing link to quickly and simply create an overall concept consisting of a control unit, dosing technology, flange package and applicator with the high quality of Dürr technology. This fluid board is designed to be fully controlled by the **EcoAUC** and covers application such as 1K or 2K, low or high pressure as well compatible for **EcoBell** or **EcoGun**. In addition to the color change technology with the **EcoMCC** as well as **EcoValve7** series valves, the **EcoPump9** GW for high-precision metering or the compact **EcoFlow** regulators for flow control are used. With the **EcoPump9** GW dosing pump, Dürr has the advantages with flank flushing (only for the 3cc/min and 4.5cc/min sizes) as well as pressure sensors at the pump inlet and outlet. The compact design of the Fluid board allows installation even in small rooms and does not cause any assembly time as it is delivered readily assembled.



PRODUCT LINE	
	Fluid board
Part No.	N13170001V
No. of colors	2-10 low pressure / 1-9 high pressure
No. of catalyst	1-3
Dosing System	Dosing pump or paint pressure regulator
Gear pump dimension component A	4,5cc, 3cc, 2cc, 1cc, 0,45cc
Gear pump dimension component B	4,5cc, 3cc, 2cc, 1cc, 0,45cc
Certification	EU / UL
EX	Zone 1




### CUSTOMER BENEFITS



- Delivered fully assembled. Only hoses and wires must be connected
- Up to 10 colors and 3 catalysts
- Available for high- or low-pressure application
- Service and maintenance friendly
- In combination with **EcoAUC** and **EcoBell** / **EcoGun** quickly created ready 2 integrate package
- Color change technology with **EcoMCC** / **EcoValve7** series
- EcoPump9** GW dosing pumps

### TECHNICAL ILLUSTRATION



- 1 Color changer paint, 2 Mounting board, 3 Servo drive, 4 Color changer catalyst,
- 5 Dosing pumps, 6 Static mixer

# Fluid board

NEW

## Modular paint dosing and color change system

### ORDER CODE


Fluid board			
Option	Code	Code	Option
Version			Bypass catalyst
EU	EU	Y	Yes
US	US	N	No
Pressure range			Dosing pump catalyst (incl. pressure sensors)
Low pressure	20	045	0,45 ccm
High pressure	200	100	1,0 ccm
Prozess		200	2,0 ccm
1K	1K	300	3,0 ccm
2K *	2K	450	4,5 ccm
Application principle		N	Not relevant
Atomization	A		Dosing pump colors (incl. pressure sensors)
Overspray free application ****	P	045	0,45 ccm **
No. of colors (circulation) - LP only		100	1,0 ccm **
0	0	200	2,0 ccm **
2	2	300	3,0 ccm ***
4	4	450	4,5 ccm ***
6	6	N	Not relevant
8	8		Dosing system
10	10	DP	Dosing pump
No. of colors (deadend)		PPR	Paint pressure regulator
0	0		No. of catalysts deadend - LP
1 (HP only)	1	0	0
2 (LP only)	2	1	1
3 (HP only)	3	2	2
4 (LP only)	4	3	3
5 (HP only)	5		
6 (LP only)	6		
7 (HP only)	7		
8 (LP only)	8		
9 (HP only)	9		
10 (LP only)	10		

\* available for low pressure application only

\*\* incl. bypass

\*\*\* incl. bypass & flank flushing

\*\*\*\* coming soon



EcoPump **DÜRR**

# 03


## Material supply



### Product groups

Paint supply system	54
Dosing units	63
Pumps	71
RAMs	92
Fluid handling	95





NEW



# Paint supply system



## Product families

**EcoSupply2 Core** – low or high pressure paint delivery

**EcoSupply P Core** – reduction of color change losses for low pressure paint supply systems

Pressure pots – complete range of fluid supply containers


# EcoSupply2 Core

## Low or high pressure paint delivery

The **EcoSupply2 Core** is fully assembled and modular to fit all different customer requirements. Due to its small dimensions it is a quick and clean solution for your paint mix room and therefore also for different industries. It can be chosen between different high and low pressure pumps and a wide range of pressure regulators, filters, agitators etc.



### TECHNICAL ILLUSTRATION



1 Air inlet, 2 EcoPump, 3 Two-hand control panel, 4 Agitator, 5 Pneumatic lifter, 6 Intake manifold and return, 7 Outlet material regulator, 8 Dip tray

### PRODUCT LINE

	EcoSupply2 Core
Part No.	N92230001V
Dimensions HxWxL	30/60 l: 1629 x 774 x 880 mm 200 l: 1629 x 1074 x 880 mm
Sizes	30, 60, 200 l
Connector air	G3/8" (female)
Max. air pressure	6.0 bar
Connector outlet	G1/4" (male)
Control	2-Hand-Control

### CUSTOMER BENEFITS



Modular design for great versatility

Two different compact sizes

Easy to connect and to integrate

Inner circulation for the pump system

Wide range of accessories

### TECHNICAL ILLUSTRATION

#### REGULATORS



#### PRESSURE POT



#### PUMPS



#### FILTER



#### AGITATOR



# EcoSupply2 Core

NEW

Low or high pressure paint delivery


## ORDER CODE

		1	2	3	4	5	6	7	8	9	10	11	12	13	14	15	16
EcoSupply2 Core																	
Option	Code	Option		Code		Option		Code		Option		Code		Option		Code	
1 Version		7 Suction with filter		15 Back Pressure Regulator													
EU	EU	Cartridge 1520 µm	C1000	Pressure Regulator return manual 10 bar	LPR1												
US	US	Disc Filter 840 µm	D840	Pressure Regulator return manual 20 bar	LPR2												
CN	CN	Pressure Pot Filter 100 µm	P100	Pressure Regulator return manual 150 bar	HPR1												
2 Container		Pressure Pot Filter 150 µm	P150	Pressure Regulator return manual 270 bar	HPR2												
Hobbock < 30 l	H030	Pressure Pot Filter 300 µm	P300	Pressure Regulator return pneu- matic 10 bar	LPR3												
Hobbock < 60 l	H060	None	N	Pressure Regulator return pneu- matic 100 bar	HPR3												
Hobbock < 200 l	H200	8 Filter pump outlet		Pressure Regulator return pneu- matic 300 bar	HPR4												
Pressure Pot 10 l	P010	149 µm	F149	None	N												
Pressure Pot 20 l	P020	None	N	16 Timer for Agitator													
Pressure Pot 45 l	P045	9 Level sensor		Yes	Y												
Pressure Pot 60 l	P060	Capacitive Level Sensor	CS	No	N												
Feed Cup 6 l	C006	Capacitive Limit Switch	LSE														
3 Pumps		None	N														
EcoPump AD 72 8,3 ACE 1/4"	AD01	10 Runaway guard															
EcoPump AD 83 6,9 ACE 3/8"	AD02	Shut off valve	RG														
EcoPump AD 150 6,9 SST 1/2"	AD03	None	N														
EcoPump AD 150 6,9 ACE 1/2"	AD04	11 Lid type															
EcoPump AD 150 6,9 ALU 1/2"	AD05	Round without Flap	RNF														
EcoPump AD 600 8,3 ALU 1"	AD06	Round with Flap	RWF														
EcoPump AD 600 8,3 SST 1"	AD07	None	N														
EcoPump AD 150 21 SST 1/2"	AD08	12 Pulsation dumpener															
EcoPump2 VP 120 200	VP01	None	N														
EcoPump2 VP 120 80	VP02	13 Circulation															
EcoPump2 VP 80 300	VP03	Yes	Y														
EcoPump2 VP 80 120	VP04	No	N														
EcoPump2 VP 40 230	VP05	14 Paint Pressure Regulator															
None	N	Pressure regulator flow manual 10 bar	LPF1														
4 Agitator		Pressure regulator flow manuell 20 bar	LPF2														
Air Driven Propeller	AA01	Pressure regulator flow manual 150 bar	HPF1														
None	N	Pressure regulator flow manual 270 bar	HPF2														
5 Lifter		Pressure regulator flow pneumatic 10 bar	LPF3														
2-Hand-Control	C01	Pressure regulator flow pneumatic 150 bar	HPF3														
None	N	Pressure regulator flow pneumatic 320 bar	HPF4														
6 Drip tray		None	N														
Galvanized	ZN																
Stainless steel	SST																
No	N																

# EcoSupply P Core

## Reduction of color change losses for low pressure paint supply systems

Every color change is accompanied by a certain loss of paint. In standard supply systems flushing agents and compressed air are used to clean the hoses before the next color can be loaded. Thus, the paint loss increases according to the length and the diameter of the hose that is installed between the color changer and the atomizer. To overcome this issue, Dür provides components to build so called pig system, which is a kind of rubber plug, to clean the hose. As the pig may also be used to push the paint back into the container, paint losses can be reduced significantly. But also the consumption of flushing agents decreases. By means of multiple systems, one color can be used while another hose is prepared for the next color.



COMPONENTS				
	Distributor	Source/Target Station	Hoses	Pig
Part No.	N53020036	N53110036	W40030546, W40030547, W40030548, W40030549, W40030550, W40030551, W40030552	M22200022
Diameter	DN12	DN12	12x17 mm	DN12
Length	—	—	40, 50, 60, 70, 80, 90, 100 m	12 mm
Material	Stainless steel	Stainless steel	PFA	PE
Note	Two colors support	—	—	—



COMPONENTS			
	Pneumatic control unit	Pneumatic control unit	Pneumatic control unit
Part No.	F30920040	F30920041	F30920042
Use	Circulation	Sting - Source station	Sting - Target Station

### CUSTOMER BENEFITS

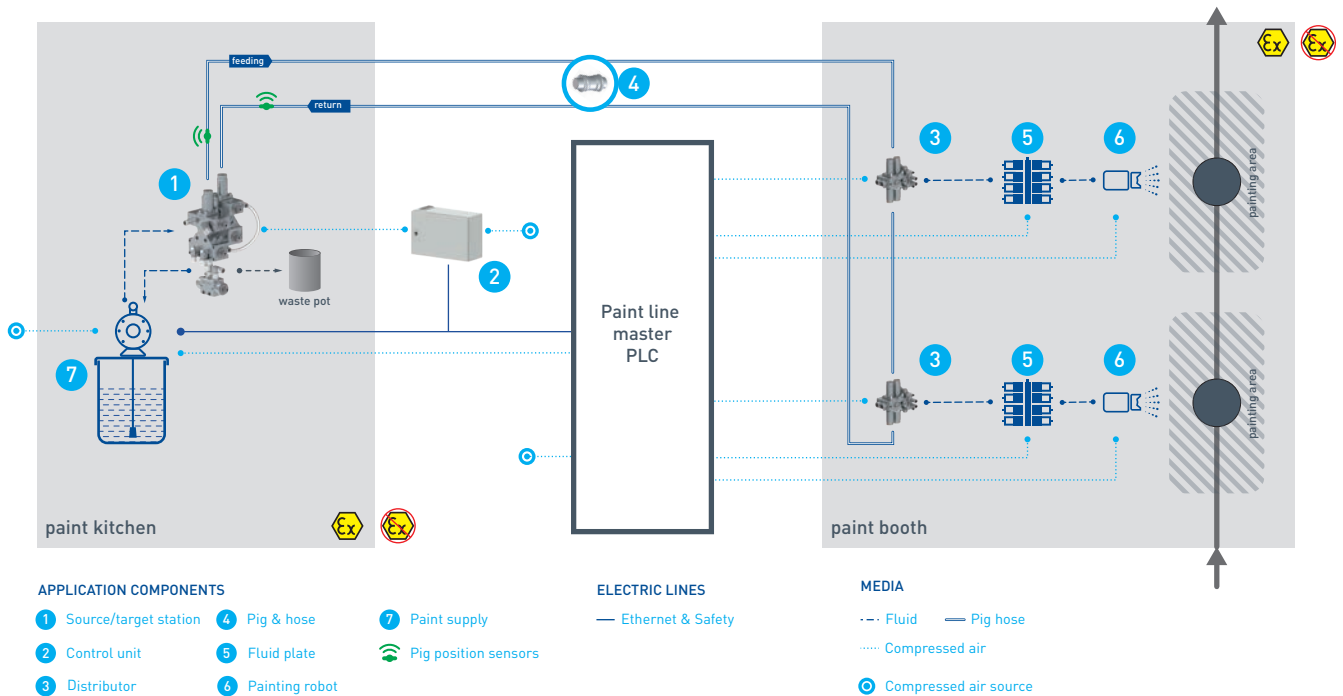


- Lower consumption of flushing agents
- Significantly reduced color change paint loss
- Combinable with existing paint supply stations

# EcoSupply P Core

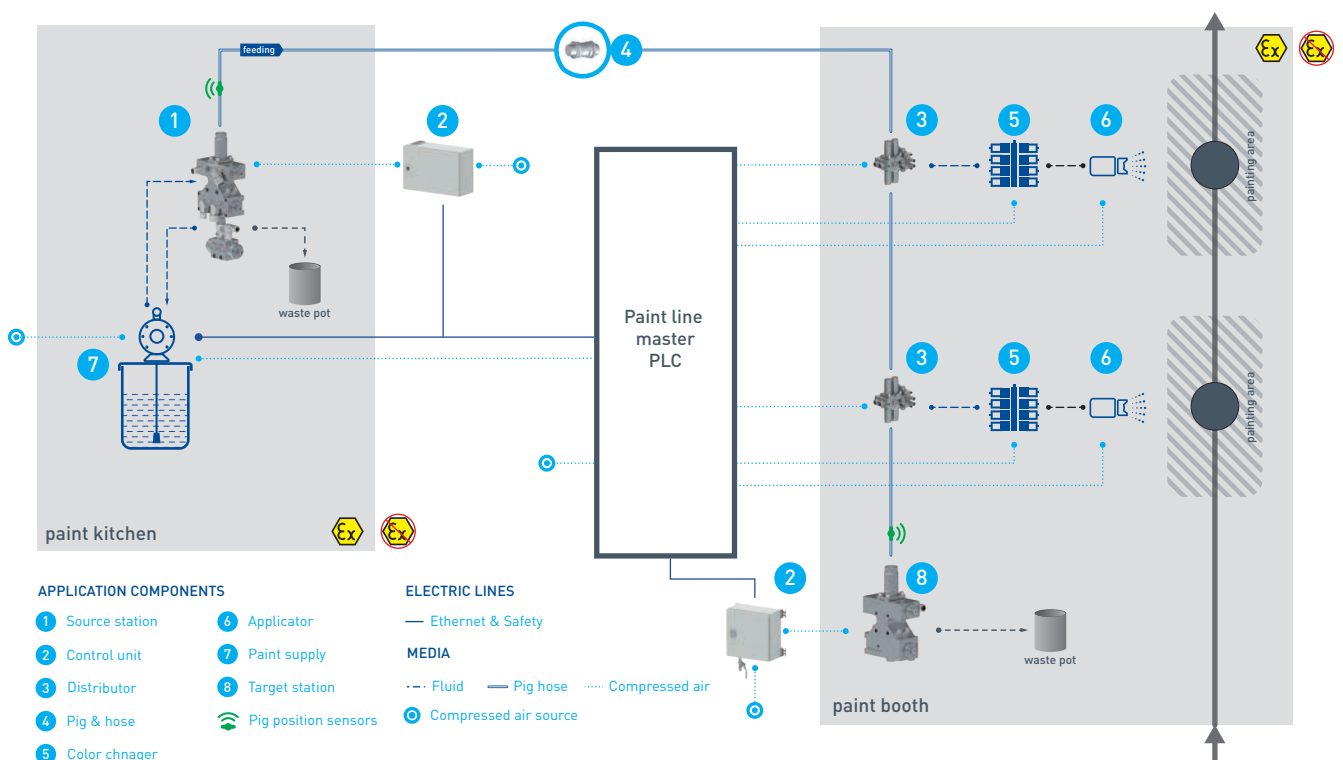
## Reduction of color change losses for low pressure paint supply systems

### CONNECTION SCHEME – CIRCULATION



This scheme covers only one of many possible connection scenarios.

### CONNECTION SCHEME – DEAD END



This scheme covers only one of many possible connection scenarios.

# Pressure pots

## Pressure pots with a volume of up to 60 liters

The Dürr pressure pot product group is available with or without pneumatic agitators. Pressure pots are suitable for all fluids and solvents supplying manual or automatic spray guns or other equipment. A great advantage of pressure pots is their smooth material delivery without pulsations. There is a line of pressure pots with different volumes available.



### PRODUCT LINE - PRESSURE POTS WITHOUT AGITATOR

	Pressure Pot 2 Al	Pressure Pot 2 SST	Pressure Pot 10 Al	Pressure Pot 10 SST	Pressure Pot 12 SST
Part No.	N08160001V				
Volume	2 l	2 l	10 l	10 l	12 l
Material contacted by media	Aluminium	Stainless steel	Aluminium	Stainless steel	Stainless steel
Material connector	G3/8" (male)	G3/8" (male)	M14x1,5 (male)	G1/4" (male)	G1/4" (male)
Connector air inlet / outlet	G1/4" / G1/4" (male)	G1/4" / G1/4" (male)	DN8 / G1/4" (male)	G1/4" / G1/4" (male)	G1/4" / G1/4" (male)
Max. air pressure	6.0 bar (87 psi)	6.0 bar (87 psi)	6.0 bar (87 psi)	6.0 bar (87 psi)	6.0 bar (87 psi)
Max. operating pressure	3.0 bar (44 psi)	6.0 bar (87 psi)	4.5 bar (65.2 psi)	6.0 bar (87 psi)	6.0 bar (87 psi)
Certification	EU (also for CN)	EU, CN, US (ASME)	EU (also for CN)	EU (also for CN)	US (ASME)



	Pressure Pot 20 SST	Pressure Pot 22 SST	Pressure Pot 45 SST	Pressure Pot 60 SST
Part No.	N08160001V			
Volume	20 l	22 l	45 l	60 l
Material contacted by media	Stainless steel	Stainless steel	Stainless steel	Stainless steel
Material connector	G3/8" (male)	G3/8" (male)	G3/8" (male)	G3/8" (male)
Connector air inlet / outlet	G1/4" / G1/4" (male)	G1/4" / G1/4" (male)	G1/4" / G1/4" (male)	G1/4" / G1/4" (male)
Max. air pressure	6.0 bar (87 psi)	6.0 bar (87 psi)	6.0 bar (87 psi)	6.0 bar (87 psi)
Max. operating pressure	6.0 bar (87 psi)	6.0 bar (87 psi)	6.0 bar (87 psi)	6.0 bar (87 psi)
Certification	EU (also for CN)	US (ASME)	EU, CN, US (ASME)	EU, CN, US (ASME)

### Note

This product contains seals made of FKM. When using materials containing solvents, we strongly recommend the use of FEP seals [see parts numbers on page no. 61]. For further technical details please contact us.

# Pressure pots

Pressure pots with a volume of up to 60 liters



## PRODUCT LINE - PRESSURE POTS WITH AGITATOR

	Pressure Pot 10 Al	Pressure Pot 10 SST	Pressure Pot 12 SST	Pressure Pot 20 SST
Part No.	N08170001V			
Volume	10 l	10 l	12 l	20 l
Material contacted by media	Aluminium	Stainless steel	Stainless steel	Stainless steel
Material connector	M14x1,5 (male)	G1/4" (male)	G1/4" (male)	G3/8" (male)
Connector air inlet / outlet	DN8 / G1/4" (male)	G1/4" / G1/4" (male)	G1/4" / G1/4" (male)	G1/4" / G1/4" (male)
Max. air pressure	6.0 bar (87 psi)	6.0 bar (87 psi)	6.0 bar (87 psi)	6.0 bar (87 psi)
Max. operating pressure	4.5 bar (65.2 psi)	6.0 bar (87 psi)	6.0 bar (87 psi)	6.0 bar (87 psi)
Certification	EU (also for CN)	EU (also for CN)	US (ASME)	EU (also for CN)



	Pressure Pot 22 SST	Pressure Pot 45 SST	Pressure Pot 60 SST
Part No.	N08170001V		
Volume	22 l	45 l	60 l
Material contacted by media	Stainless steel	Stainless steel	Stainless steel
Material connector	G3/8" (male)	G3/8" (male)	G3/8" (male)
Connector air inlet / outlet	G1/4" / G1/4" (male)	G1/4" / G1/4" (male)	G1/4" / G1/4" (male)
Max. air pressure	6.0 bar (87 psi)	6.0 bar (87 psi)	6.0 bar (87 psi)
Max. operating pressure	6.0 bar (87 psi)	6.0 bar (87 psi)	6.0 bar (87 psi)
Certification	EN, CN, US (ASME)	EN, CN, US (ASME)	EU, CN, US (ASME)

### Note

This product contains seals made of FKM. When using materials containing solvents, we strongly recommend the use of FEP seals (see parts numbers on on page no. 61). For further technical details please contact us.



# Pressure pots

Pressure pots with a volume of up to 60 liters



## ACCESSORIES – PRESSURE POTS

	Transport carriage	Container inside 7.5L SST	Connection lower outlet	Earthing line
Part No.	N25090026	M38060013	M01010198	E04030004
Pressure pot versions	N25090026 (10 l AI), N25090039 (10 l SST), N25090040 (12 l SST), N25090041 (20 l/22 l VA), N25090042 (45 l/60 l VA)	M38060013 (10 l AI), M38060022 (10 l SST), M38060023 (12 l SST), M38060024 (20 l SST), M38060025 (22 l SST), M38060014 (45 l SST), M38060026 (60 l SST)	M01010198 (10 l AI), M01010248 (10 l SST), M01010249 (12 l SST), M01010250 (20 l SST), M01010251 (22 l SST), M01010247 (45 l / 60 l SST)	For all pressure pot versions
Description	Allows easier carriage of pressure pot.	Inner pot made of stainless steel.	Kit for bottom material outlet. Requires transport carriage and a pressure pot without container inside.	Earthing line length 5 m with clamp, cable lug 10x5.



	Container Inliner PP for PRP 10	Handle for PRP 10 l + 20 l (set)	Quick coupling DL DN9
Part No.	M38060027	M21050182	N40060004
Pressure pot versions	Pressure Pot 10 l VA	Pressure Pot 10 l VA/20 l VA	Available for all pressure pot versions
Description	Disposable, single use inliner for a clean and quick paint change.	For an easy location change if you have short distances.	Quick coupling made of brass for an easier attachment of the air hose.

## FEP SEALING KITS

	For pressure pots with and without agitator
Part No.	M08810222 (2L AL) M08810223 (2L, SST) M08810221 (10L, SST) N08960003 (10L, AL) M08810220 (12L, SST) M08810219 (20L, SST) M08810218 (22L, SST) M08810217 (40 + 60L, SST)
Description	Sealing suitable for solvent based materials.

# Pressure pots

Pressure pots with a volume of up to 60 liters

## ORDER CODE – WITHOUT AGITATOR

PPN			
Option	Code	Code	Option
<b>Version</b>		<b>Level sensor</b>	
EU	EU	ES	Empty switch
US (ASME)	US	CS	Capacitive sensor
China	CN	N	None
<b>Volume</b>		<b>Container use</b>	
2 l	2	Y	Yes
10 l	10	N	No
12 l	12	<b>No. of additional regulators</b>	
20 l	20	0R	0
22 l	22	1R	1
45 l	45	2R	2
60 l	60	<b>Lower material outlet</b>	
<b>Operating pressure max.</b>		N	None
3 bar	3	PL	Plug
4.5 bar	4	<b>Upper material outlet</b>	
6 bar	6	1C	1 Connector
<b>Material</b>		2C	2 Connectors
Aluminium (only for 2 & 10 l)	AL		
Stainless steel*	SST		

\* Not available for 2 l pressure pots.

## ORDER CODE – WITH AGITATOR

PPA			
Option	Code	Code	Option
<b>Version</b>		<b>Level sensor</b>	
EU	EU	ES	Empty switch
US (ASME)	US	CS	Capacitive sensor
China	CN	N	None
<b>Volume</b>		<b>Container use</b>	
10 l	10	Y	Yes
12 l	12	N	No
20 l	20	<b>No. of additional regulators</b>	
22 l	22	0R	0
45 l	45	1R	1
60 l	60	2R	2
<b>Agitator</b>		<b>Lower material outlet</b>	
Pneumatic	PN	PL	Plug
Electric	EL	<b>Upper material outlet</b>	
Manual	MAN	1C	1 Connector
<b>Operating pressure max.</b>		2C	2 Connectors
4.5 bar	4		
6 bar	6		
<b>Material</b>			
Aluminium	AL		
Stainless steel*	SST		

\* Not available for 2 l pressure pots.



# Dosing units

Solution for 2K and 3K paint application

## Product families

**EcoDose 2K** – dosing units for two component materials

**EcoDose 3K** – dosing units for three component materials

**EcoDose 2K Easy** – dosing unit for two component materials



# EcoDose 2K

## Dosing units for two component materials

The Dürr **EcoDose 2K** unit is an electronic dosing system suitable for high and low pressure applications. It can be used in manual and automatic processes. Optimized for quick color changes and easy flushing, it enhances resource utilization and contributes to higher application efficiency. Fluids are measured consistently and precisely, even media with different viscosities. Typical fluids handled are 1K or 2K materials, water and solvent-borne paints, varnishes, lacquers and monolayer paints.



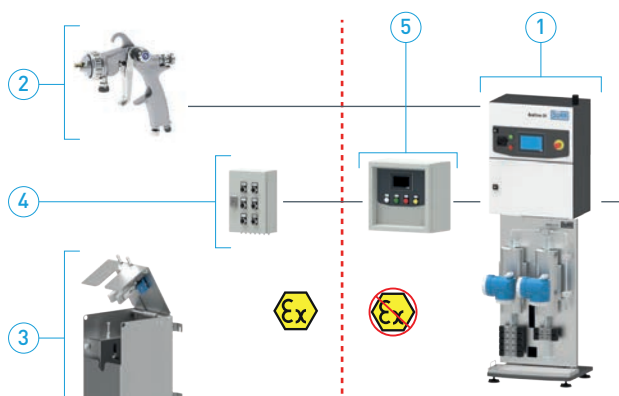
### TECHNICAL ILLUSTRATION

	EcoDose 2K
Part No.	N10100003V
Max. fluid pressure	20 / 160 / 200 bar (290 / 2,320 / 2,900 psi)
Flow rate	40 – 4.000 cc/min *
Fluid viscosity range	30 – 2.000 mPas (cps) **
Mixing ratio	1:0 / 1:1 – 30:1
Flow meter type	Coriolis / Gear wheel
Temperature measurement	Yes (Coriolis only) - upon request

\* Depending on flow meter type and fluid technical specs.  
(viscosity, paint supply equipment and pressures, ...)

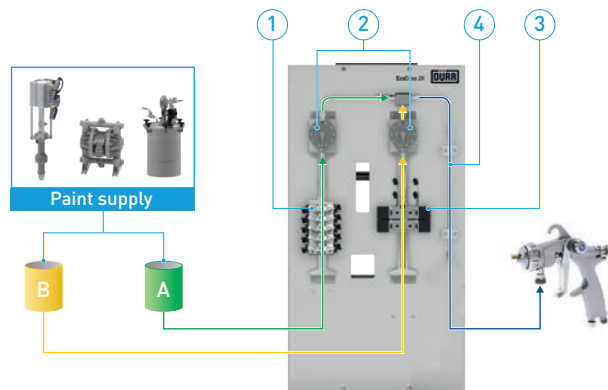
\*\* Range to be considered as general indication, actual values  
depending on job related paintshop conditions

### CONNECTION SCHEME



1 EcoDose 2K, 2 EcoGun, 3 Spray gun cleaner, 4 Pneumatic remote control,  
5 Remote control HMI

### TECHNICAL ILLUSTRATION



1 Color change block component A, 2 Flow control / Measuring cell component A & B  
3 Color change block component B, 4 Static mixer component A & B

### CUSTOMER BENEFITS



Flow rate measurement by Coriolis or  
gear flow measuring cell

Exact volumetric dosing of both  
components

Constant and precise accuracy of the  
mixing ratio

Monitoring of all dosing functions such as  
pot life, flow- / mixing ratio of the single  
and mixed components incl. dedicated  
alarms

Automatic color change

Independent flushing circuits for both  
components

No premixing chamber

Implementation and control of the  
**EcoDose 2K** via higher level control  
possible

Intuitive user interface for quick  
programming of individual settings

High process reliability

Automatic flow control with programmed  
setpoint [cc/min] available without  
additional hardware

Optional remote diagnosis and remote  
control available

# EcoDose 2K

## Dosing units for two component materials

### ORDER CODE

EcoDose 2K			
Option	Code	Code	Option
<b>Pressure range *</b>		<b>Version</b>	
Low pressure (max. 20 bar)	20	EU	EU
High pressure (max. 160 / 200 bar)	200	US	US
<b>Application process</b>		<b>Closed loop flow control</b>	
Standard Mode	MG	Y	Yes
<b>Design</b>		N	No
Mounted on stand	S	<b>Preparation for dump valve</b>	
Remote fluid sect., stand	RS	Y	Yes
Remote fluid sect., no stand	RNS	N	No
<b>Isolation for high tension</b>		<b>Preparation remote diagnosis</b>	
No	N	Y	Yes **
<b>Drip tray</b>		N	No
No	N	<b>Remote control</b>	
Yes	Y	N	None
<b>Filter compressed air inlet</b>		M	Magnetic switch box (Non Ex)
None	N	P	Pneumatic with separate visulisation (Ex)
5 µm	F5	<b>Preparation EcoGun Cleaner M</b>	
<b>Signal tower</b>		1GC	1 <b>EcoGun Cleaner M</b>
None	N	2GC	2 <b>EcoGun Cleaner M</b>
Three colors	ST	N	None
<b>Flow control type comp. A ***</b>		<b>No. of controlled atomizers</b>	
Gear 0.005..2 l/min	GF1	1A	1
Gear 0.02..3 l/min	GF2	2A	2
Coriolis (160 bar)	CF1	<b>Color flow regulator</b>	
Coriolis (200 bar)	CF2	N	None
<b>Flow control type comp. B ***</b>		P25	Pneumatic 2.5 l/min
Gear 0.005..2 l/min	GF1	<b>Mixing ratio</b>	
Gear 0.02..3 l/min	GF2	LR	< 10:1
Coriolis (160 bar)	CF1	HR	> 10:1
Coriolis (200 bar)	CF2	<b>No. of component A - deadend (paint)</b>	
<b>No. of component B - deadend (catalyst)</b>		1-10	2/4/6/8/10 (20bar) 1/3/5/7/9 (160/200bar) ****
1	1	<b>No. of component A - circulation (paint)</b>	
3	3	2-10	2/4/6/8/10 (20bar) ****

\* High pressure system available with Coriolis 160 bar or 200 bar

\*\* GSM card not scope of supply

\*\*\* Available also with mixed configuration of flow control (coriolis and gear flow meter)

\*\*\*\* Max. 10 colors in combination circulation and deadend (20bar) possible

# EcoDose 3K

## Dosing units for three component materials

The Dürr **EcoDose 3K** unit is an electronic dosing system suitable for high and low pressure applications. It can be used in manual and automatic processes. Optimized for quick color changes and easy flushing, it enhances resource utilization and contributes to higher application efficiency. Fluids are measured consistently and precisely, even media with different viscosities. Typical fluids handled are 1K, 2K or 3K materials, water and solvent-borne paints, varnishes, lacquers and monolayer paints.



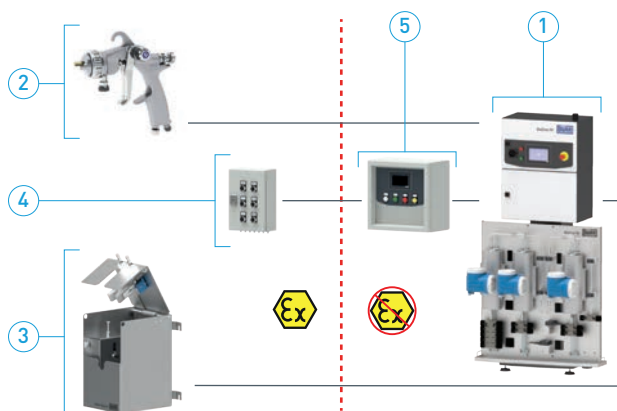
### PRODUCT LINE

	EcoDose 3K
Part No.	N10110001V
Max. fluid pressure	20 / 160 / 200 bar (290 / 2,320 / 2,900 psi)
Flow rate	40 – 4,000 cc/min *
Fluid viscosity range	30 – 2,000 mPas (cps) **
Flow meter type	Coriolis / Gear wheel
Temperature measurement	Yes (Coriolis only) - upon request

\* Depending on flow meter type and fluid technical specs. (viscosity, paint supply equipment and pressures, ...)

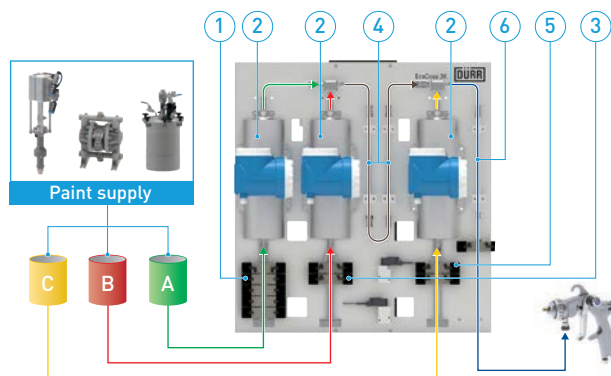
\*\* Range to be considered as general indication, actual values depending on job related paintshop conditions

### CONNECTION SCHEME



1 EcoDose 3K, 2 EcoGun, 3 Spray gun cleaner, 4 Pneumatic remote control, 5 Remote control HMI

### TECHNICAL ILLUSTRATION



1 Color change block component A, 2 Flow control / Measuring cell component A / B & C, 3 Color change block component B, 4 Static mixer component A & B, 5 Color change block component C, 6 Static mixer component A/B & C

### CUSTOMER BENEFITS



Flow rate measurement by Coriolis or gear flow measuring cell

Exact volumetric dosing of all three components

Constant and precise accuracy of the mixing ratio

Monitoring of all dosing functions such as pot life, flow / mixing ratio of the single and mixed components incl. dedicated alarms

Automatic color change

Independent flushing circuits for both components

No premixing chamber

Implementation and control of the EcoDose 3K via higher level control possible

Intuitive user interface for quick programming of individual settings

High process reliability

Automatic flow control with programmed setpoint [cc/min] available without additional hardware

Optional remote diagnosis and remote control available

# EcoDose 3K

## Dosing units for three component materials

### ORDER CODE

EcoDose 3K			
Option	Code	Code	Option
<b>Pressure range *</b>		<b>Version</b>	
Low pressure (max. 20 bar)	20	EU	EU
High pressure (max. 160 / 200 bar)	200	US	US
<b>Application process</b>		<b>Closed loop flow control</b>	
Standard Mode	MG	Y	Yes
<b>Design</b>		N	No
Mounted on stand	S	<b>Preparation for dump valve</b>	
Remote fluid sect., stand	RS	Y	Yes
Remote fluid sect., no stand	RNS	N	None
<b>Isolation for high tension</b>		<b>Preparation remote diagnosis</b>	
No	N	Y	Yes **
<b>Drip tray</b>		N	None
No	N	<b>Remote control</b>	
Yes	Y	N	None
<b>Filter compressed air inlet</b>		M	Magnetic switch box (Non Ex)
None	N	P	Pneumatic with separate visulisation (Ex)
5 µm	F5	<b>Preparation EcoGun Cleaner M</b>	
<b>Signal tower</b>		1GC	1 <b>Eco</b> Gun Cleaner M
None	N	2GC	2 <b>Eco</b> Gun Cleaner M
Three colors	ST	N	None
<b>Flow control type comp. A ***</b>		<b>No. of controlled atomizers</b>	
Gear 0.005..2 l/min	GF1	1	1
Gear 0.02..3 l/min	GF2	2	2
Coriolis (160 bar)	CF1	<b>Color flow regulator</b>	
Coriolis (200 bar)	CF2	N	None
<b>Flow control type comp. B ***</b>		P25	Pneumatic 2.5 l/min
Gear 0.005..2 l/min	GF1	<b>Mixing ratio</b>	
Gear 0.02..3 l/min	GF2	LR	< 10:1
Coriolis (160 bar)	CF1	HR	> 10:1
Coriolis (200 bar)	CF2	<b>No. of component A - deadend (paint)</b>	
<b>Flow control type comp. C ***</b>		2-10	2/4/6/8/10 (20bar) 1/3/5/7/9 (160/200bar) ****
Gear 0.005..2 l/min	GF1	<b>No. of component A - circulation (paint)</b>	
Gear 0.02..3 l/min	GF2	2-10	2/4/6/8/10 (20bar) ****
Coriolis (160 bar)	CF1	<b>No. of component B - deadend</b>	
Coriolis (200 bar)	CF2	1	1
<b>No. of component C - deadend</b>		3	3
1	1		
3	3		

\* High pressure system available with Coriolis 160 bar or 200 bar

\*\* GSM card not scope of supply

\*\*\* Available also with mixed configuration of flow control (coriolis and gear flow meter)

\*\*\*\* Max. 10 colors in combination circulation and deadend (20bar) possible



# EcoDose 2K Easy

## Dosing units for two component materials

The **EcoDose 2K Easy** represents the entry level of dosing units, offering high quality performances combined with the premium level components known from the **EcoDose 2K/3K** product family. The **EcoDose 2K Easy** is an electronic dosing system suitable for high and low pressure applications. It can be used in manual and automatic processes. Optimized for quick color changes and easy flushing, it enhances resource utilization and contributes to higher application efficiency. Fluids are measured consistently and precisely, even media with different viscosities. Typical fluids handled are 1 or 2K materials, water and solvent based paints, varnishes, lacquers and monolayer paints.



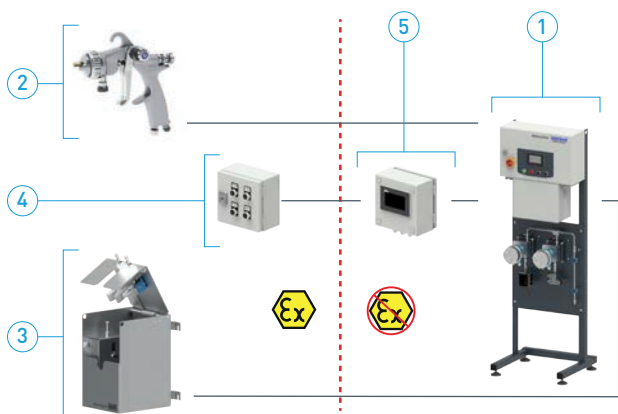
### PRODUCT LINE

	EcoDose 2K Easy
Part No.	see part numbers on page 71
Max. fluid pressure	20 / 160 bar (290 / 2,320 psi) – max. Coriolis) / 200 bar (2,900 psi) – max. gear measuring cell)
Flow rate	40 – 4.000 cc/min *
Fluid viscosity range	30 – 2.000 mPas (cps) **
Mixing ratio	1:1 – 10:1
Flow meter type	Coriolis / Gear wheel

\* Depending on flow meter type and fluid technical specs. (viscosity, paint supply equipment and pressures, ...)

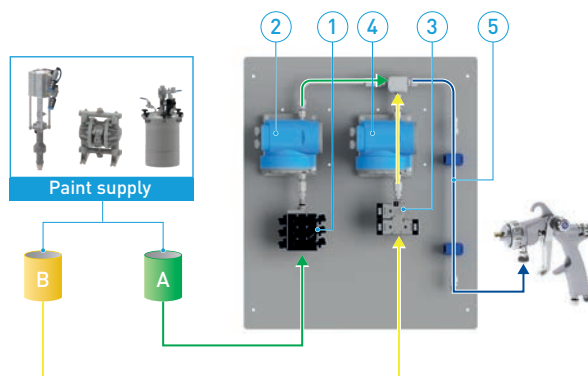
\*\* Range to be considered as general indication, actual values depending on job related paintshop conditions

### CONNECTION SCHEME



1 EcoDose 2K Easy, 2 EcoGun, 3 Spray gun cleaner, 4 Pneumatic remote control, 5 Remote control HMI

### TECHNICAL ILLUSTRATION



1 Paint valve, 2 Measured paint amount, 3 Catalyst valve, 4 Preset amount of catalyst measured, 5 Static mixing of the paint and catalyst

### CUSTOMER BENEFITS



Flow rate measurement by coriolis or gear flow meter

Exact volume controlled dosing of both components

High and constant mixing ratio accuracy

Monitoring of all dosing functions such as pot life and mixing ratio

Automatic color change controlled by volume

Independent flushing circuits for both components no premixing chamber

Smooth start-up procedure

Intuitive user interface touch screen 4,3"

Atex fluidic panel (II3G Ex h IIA T4 Gc)

Industry 4.0 compliant

# EcoDose 2K Easy

## Dosing units for two component materials

### ORDER NUMBERS - EcoDose 2K EASY

Part No.	Pressure range	Flow control type component A	Flow control type component B	No. of component A	No. of component B
N10140003	max. 20 bar (LP)	Gear S	Gear S	2	1
N10140004	max. 20 bar (LP)	Gear S	Gear S	4	1
N10140005	max. 20 bar (LP)	Gear S	Gear S	4	2
N10140006	max. 20 bar (LP)	Gear S	Gear S	5	1
N10140007	max. 20 bar (LP)	Gear L	Gear S	2	1
N10140008	max. 20 bar (LP)	Gear L	Gear S	4	1
N10140009	max. 20 bar (LP)	Gear L	Gear S	4	2
N10140010	max. 20 bar (LP)	Gear L	Gear S	5	1
N10140011	max. 20 bar (LP)	Gear L	Gear L	2	1
N10140012	max. 20 bar (LP)	Gear L	Gear L	4	1
N10140013	max. 20 bar (LP)	Gear L	Gear L	4	2
N10140014	max. 20 bar (LP)	Gear L	Gear L	5	1
N10140015	max. 200 bar (HP)	Gear S	Gear S	1	1
N10140016	max. 200 bar (HP)	Gear S	Gear S	3	1
N10140017	max. 200 bar (HP)	Gear S	Gear S	3	3
N10140018	max. 200 bar (HP)	Gear S	Gear S	5	1
N10140019	max. 200 bar (HP)	Gear L	Gear S	1	1
N10140020	max. 200 bar (HP)	Gear L	Gear S	3	1
N10140021	max. 200 bar (HP)	Gear L	Gear S	3	3
N10140022	max. 200 bar (HP)	Gear L	Gear S	5	1
N10140023	max. 200 bar (HP)	Gear L	Gear L	1	1
N10140024	max. 200 bar (HP)	Gear L	Gear L	3	1
N10140025	max. 200 bar (HP)	Gear L	Gear L	3	3
N10140026	max. 200 bar (HP)	Gear L	Gear L	5	1
N10140027	max. 20 bar (LP)	Coriolis	Coriolis	2	1
N10140028	max. 20 bar (LP)	Coriolis	Coriolis	4	1
N10140029	max. 20 bar (LP)	Coriolis	Coriolis	4	2
N10140030	max. 20 bar (LP)	Coriolis	Coriolis	5	1
N10140031	max. 160 bar (HP)	Coriolis	Coriolis	1	1
N10140032	max. 160 bar (HP)	Coriolis	Coriolis	3	1
N10140033	max. 160 bar (HP)	Coriolis	Coriolis	3	3
N10140034	max. 160 bar (HP)	Coriolis	Coriolis	5	1

Gear L – gear measuring cell Large (0,02 .. 3 l/min), Gear S – gear measuring cell Small (0,005 .. 2 l/min),  
Coriolis – non mechanical flow metering (0,005 .. 3 l/min)

### ACCESSORIES

Part No.	Description	Part No.	Description
N32920006	Kit atomization air for one gun	N32920010	Kit remote fluid panel Coriolis version 1x component B (hardener)
N32920007	Kit <b>EcoGun</b> Cleaner M control	N32920011	Kit remote fluid panel Coriolis version 2x component B (hardener)
N32920008	Kit remote fluid panel Gear version 1x component B (hardener)	F30900006	Kit pneumatical remote control
N32920009	Kit remote fluid panel Gear version 2x component B (hardener)	M19023945	Bracket pneumatical remote control

# Which 2K solution is suitable for me?

## Compare the features of 2K solutions from Dürr

Feature	EcoDose 2K	EcoDose 2K Easy
HMI	Touch 7 inch	Touch 4,3 inch + 4 buttons
Main air pressure control	YES	NO
Atomization air control	YES	NO
Flushing programs	10	1
Gear Flow meter	YES	YES
Coriolis flow meter	YES (Premium range)	YES (Core range)
Remote fluid section	YES	YES *
Close loop	YES	NO
High mixing ratio kit (>10:1)	YES	NO
Gun needle on/off trigger	1/2	1 *
<b>EcoGun Cleaner M</b>	YES	YES*
Recipes number	99	9
Remote control	YES	YES
Remote diagnosis	YES	NO
Preparation for dump valve	YES	NO
Pressure range	20 / 160 / 200 bar	20 / 160 / 200 bar
Paint flow regulator (LP version)	YES (2)	NO
Max number of component A	10	5
Max number of component B	3	3
Industry 4.0 ready (automatic station)	YES (Full)	YES (Basic)
Frame	Premium frame	Basic Frame
Atex certification of fluidic section	3G	3G
Drip Tray	YES	NO
Certification	CE or UL	CE (UL on demand)
Safety functions	YES (E-Stop push button)	YES (Manual power switch)
Plant safety interface	YES (fire, ventilation, external E-stop)	NO

\* available as optional accessories

**NEW**



# Pumps

Pump solutions for any kind of application



## Product families

- EcoPump HP** - air operated horizontal piston pumps
- EcoPump HPE** - electrical operated horizontal piston pumps
- EcoPump VP** - air operated vertical piston pumps
- EcoPump VPS** - air operated vertical shovel plate pumps
- EcoPump AD** - air operated diaphragm pumps
- EcoPump9 GW** - gear wheel dosing pumps
- EcoPump Packages** - ready to use sets

# EcoPump HP

## Air operated horizontal piston pumps

The **EcoPump HP** is an air driven horizontal piston pump. It has been manufactured and tested according to Dürr's well-proven quality standards. Performance and durability are further distinguishing characteristics in order to meet the highest demands. With a concealed shaft seal this **EcoPump HP** is primarily designed for paint circulation systems as well as fluid transfer and supply. A horizontal two piston design guarantees equal thrust on both strokes and a rapid pump change-over with a quick release valve for reduced surge. Its modular design enables easy maintenance. Typically handled fluids are water and solvent-borne paints, varnishes, enamels and lacquers.

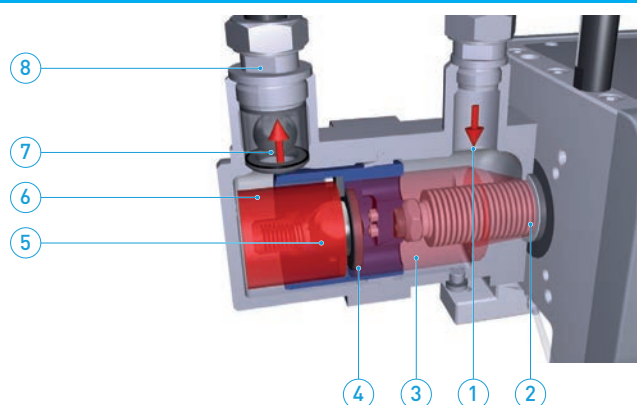


### PRODUCT LINE

	EcoPump HP 400 21	EcoPump HP 800 21	EcoPump HP 1600 21
Part No.	N24160008	N24160009	N24160010
Weight	45.0 kg	54.4 kg	94.0 kg
Connector inlet / outlet	EcoTube DN25 (female) *	EcoTube DN25 (female) *	EcoTube DN25 (female)*
Connector air	G3/8" (female)	G3/8" (female)	G3/4" (female)
Displacement	400 cc/cycle	800 cc/cycle	1,600 cc/cycle
Ratio	3.5:1	3.5:1	3.5:1
Max. fluid pressure	21 bar (305 psi)	21 bar (305 psi)	21 bar (305 psi)
Flow rate @ rec. cycles	8 l/min (2.1 gal/m)	16 l/min (4.2 gal/m)	32 l/min (8.5 gal/m)
Recommended cycles	20 cyc/min **	20 cyc/min **	20 cyc/min **
Max. air pressure	6.0 bar (87 psi)	6.0 bar (87 psi)	6.0 bar (87 psi)

\* Sanitary type fluid ports are available as an option. \*\* Cycles for continuous operation and partial load.

### TECHNICAL ILLUSTRATION



#### HP & HPE pump principle

1 Material inlet, 2 Bellows, 3 Material suction chamber, 4 Piston, 5 Piston ball seat, 6 Material outlet chamber, 7 Material outlet ball seat, 8 Material outlet

### CUSTOMER BENEFITS



Balanced pressure variations

Stainless steel fluid section

Tested according to DIN EN 12162 and well-proven Dürr quality standards

Low icing by thermal isolation of the muffler and optimized air flow

Four-ball design

No exposed shaft seal

Lubricant free

Horizontal two-piston design guarantees equal thrust on both strokes

Rapid pump change-over with quick release valve for reduced surge

Modular pump design, easy to maintain

Wide range of accessories available

# EcoPump HPE

## Electrical operated horizontal piston pumps

The **EcoPump HPE** is a horizontal piston pump with an electric drive to achieve superior performance with lower operating costs. It has been manufactured according to Dürr's well-proven quality standards. Durability and reliability are further distinguishing characteristics in order to meet the highest demands. With a concealed shaft seal the **EcoPump HPE** is primarily designed for paint circulation systems as well as fluid transfer and supply. A horizontal two piston design guarantees equal thrust on both strokes. Its modular design enables easy maintenance. Typically handled fluids include water and solvent-borne paints, varnishes, enamels and lacquers. The **EcoPump HPE** has been tested according to DIN EN 12162.

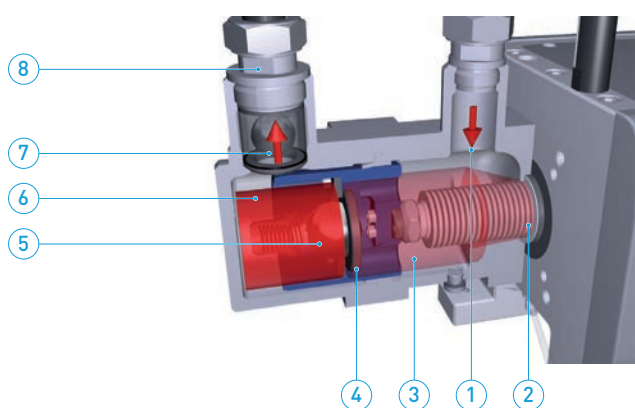


### PRODUCT LINE

	EcoPump HPE 400 21	EcoPump HPE 800 21	EcoPump HPE 1600 21
Part No.	N24260021	N24260022	N24260023
Weight	158 kg	188 kg	340 kg
Connector inlet / outlet	EcoTube DN25 (male) *	EcoTube DN25 (male) *	EcoTube DN25 (male) *
Displacement	400 cc/cycle	800 cc/cycle	1,600 cc/cycle
Parts contacted by media	Stainless steel	Stainless steel	Stainless steel
Max. fluid pressure	21 bar (305 psi)	21 bar (305 psi)	21 bar (305 psi)
Flow rate @ rec. cycles	8 l/min (2.1 gal/m) **	16 l/min (4.2 gal/m) **	32 l/min (8.4 gal/m) **
Rated power	0.75 kW	1.50 kW	3.00 kW

\* Sanitary type fluid ports are available as an option. \*\* Cycles for continuous operation and partial load.

### TECHNICAL ILLUSTRATION



#### HP & HPE pump principle

1 Material inlet, 2 Bellows, 3 Material suction chamber, 4 Piston, 5 Piston ball seat, 6 Material outlet chamber, 7 Material outlet ball seat, 8 Material outlet

### CUSTOMER BENEFITS



Tested according to DIN EN 12162 and well-proven Dürr quality standards

Electrical drive provides superior performance with lower operating costs

Stainless steel fluid sections

Four-ball design

No exposed shaft seal

Lubricant free

Horizontal two-piston design guarantees equal thrust on both strokes

Modular pump design, easy to maintain

ATEX Ex II 2G Ex h IIA T4 Gb X

# EcoPump HPE

## Electrical operated horizontal piston pumps



### PRODUCT LINE

	<b>EcoPump HPE 400 21 US</b> <b>EcoPump HPE 400 21 UHM PTF KR</b> <b>EcoPump HPE 400 21 UHM PTF JP</b>	<b>EcoPump HPE 800 21 US</b> <b>EcoPump HPE 800 21 UHM PTF KR</b> <b>EcoPump HPE 800 21 UHM PTF JP</b>	<b>EcoPump HPE 1600 21 UHM PTF US</b> <b>EcoPump HPE 1600 21 UHM PTF KR</b> <b>EcoPump HPE 1600 21 UHM PTF JP</b>
Part No.	N24260005, N24260014, N24260017	N24260006, N24260015, N24260018	N24260007, N24260016, N24260019
Weight	154 kg	186 kg	370 kg
Connector inlet / outlet	EcoTube DN25 (male) *	EcoTube DN25 (male) *	EcoTube DN25 (male) *
Displacement	400 cc/cycle	800 cc/cycle	1,600 cc/cycle
Parts contacted by media	Stainless steel	Stainless steel	Stainless steel
Max. fluid pressure	21 bar (305 psi)	21 bar (305 psi)	21 bar (305 psi)
Flow rate @ rec. cycles	8 l/min (2.1 gal/m) **	16 l/min (4.2 gal/m) **	32 l/min (8.4 gal/m) **
Rated power	1.12 kW	1.50 kW	3.7 kW

\* Sanitary type fluid ports are available as an option. \*\* Cycles for continuous operation and partial load.



# EcoPump2 VP

NEW

## Air operated vertical piston pumps

The **EcoPump2 VP** is a pneumatically driven vertical piston pump for medium and high pressure applications. Proven design and long term durability make these pumps the perfect choice for small and middle applications of paint, mastics and adhesives to furniture, steel structures or walls and other objects. The **EcoPump2 VP** is suitable for airless or air-assist application and is available in numerous configurations with various air inlet modules, pressure relief valves, trolleys and adjacent devices.



Watch  
product  
video



### PRODUCT LINE

	EcoPump2 VP 40 230	EcoPump2 VP 80 120	EcoPump2 VP 80 300	EcoPump2 VP 120 80	EcoPump2 VP 120 200
Part No.	N24170034	N24170035	N24170036	N24170037	N24170039
Weight	16.7 kg	19.5 kg	28.5 kg	22.5 kg	31.5 kg
Transmission Ratio	33:1	17:1	44:1	11:1	29:1
Volume/Cycle	40 cc/cycle	80 cc/cycle	80 cc/cycle	120 cc/cycle	120 cc/cycle
Flow Rate max. [durable]	0.8 l/min	1.6 l/min	1.6 l/min	2.4 l/min	2.4 l/min
Material pressure max.	230 bar (3336 psi)	120 bar (1740 psi)	300 bar (4351 psi)	80 bar (1160 psi)	200 bar (2901 psi)
Connection Outlet	G3/8"	G3/8"	G3/8"	G3/8"	G3/8"
Air pressure max.	7.0 bar (87 psi)	7.0 bar (87 psi)	7.0 bar (87 psi)	7.0 bar (87 psi)	7.0 bar (87 psi)
Operating Temp. max.	10 - 60 °C (50 - 140 °F)	10 - 60 °C (50 - 140 °F)	10 - 60 °C (50 - 140 °F)	10 - 60 °C (50 - 140 °F)	10 - 60 °C (50 - 140 °F)

\* Cycles for continuous operation and partial load.

### TECHNICAL ILLUSTRATION

One changeover valve for all pumps

Lubrication-free changeover valve

Ice reduction kit - optional

Maintenance friendly and modular air motor

Optional sensors for stroke detection

Extremely smooth piston rod surface  
for increased service life

Captive coupling


No cover required – Stocking optional

Fluid outlet turnable in 90° steps

Easy to clean shape

Acid resistant stainless steel

Special tool-free fluid inlet



# EcoPump VP

## Air operated vertical piston pumps



Watch  
product  
video



	EcoPump VP 500 180 SST PU	EcoPump VP 500 270 SST PU	EcoPump VP 250 360 SST PU	EcoPump VP 1000 90 SST PU	EcoPump VP 1000 135 SST PU
Part No.	N24170027	N24170028	N24170025 N24170026 - PE packing	N24170029	N24170030
Weight	83.9 kg	103.4 kg	56.1 kg	89.0 kg	123.0kg
Connector inlet / outlet	G2" / G1½" (female)	G2" / G1½" (female)	G1½" / G1" (female)	G2" / G1½" (female)	G2" / G1½" (female)
Connector air	G3/4" (female)	G3/4" (female)	G3/4" (female)	G3/4" (female)	G3/4" (female)
Displacement	500 cc/cycle	500 cc/cycle	250 cc/cycle	1,000 cc/cycle	1,000 cc/cycle
Ratio	30:1	45:1	60:1	15:1	23:1
Max. fluid pressure	180 bar (2,611 psi)	270 bar (3,915 psi)	360 bar (5,220 psi)	90 bar (1,305 psi)	135 bar (1,958 psi)
Flow rate @ rec. cycles	5 l/min (1.32 gal/m)	5 l/min (1.32 gal/m)	2.5 l/min (0.66 gal/m)	10 l/min (2.6 gal/m)	10 l/min (2.6 gal/m)
Recommended cycles*	10 cyc/min	10 cyc/min	10 cyc/min	10 cyc/min	10 cyc/min
Max. air pressure	6.0 bar (87psi)	6.0 bar (87psi)	6.0 bar (87 psi)	6.0 bar (87 psi)	6.0 bar (87 psi)

\* Cycles for continuous operation and partial load.



### VP PUMP PACKINGS

	Standard	Standard
Part No.	N24960070 + N24960071	N24960184 + N24960185
Compatible pumps	<b>EcoPump VP 250 360</b> (N24170025)	<b>EcoPump2 VP 40 230</b> (N24170034)
Usage	Water-borne paint and water-borne wax, acidic catalysts.	Water based and Solvent based paints, cleaning detergents, clearcoats and hardeners (also with catalytic acids)
Material	PU, EPDM, PTFE, Brass	PE, PTFE-Graphite



	Standard	Standard
Part No.	N24960189 + N24960190	N24960192 + N24960193
Compatible pumps	<b>EcoPump2 VP 80 120</b> (N24170035) <b>EcoPump2 VP 80 300</b> (N24170036)	<b>EcoPump2 VP120 80</b> (N24170034) <b>EcoPump2 VP 120 200</b> (N24170039)
Usage	Water based and Solvent based paints, cleaning detergents, clearcoats and hardeners (also with catalytic acids)	Water based and Solvent based paints, cleaning detergents, clearcoats and hardeners (also with catalytic acids)
Material	PE, PTFE-Graphite	PE, PTFE-Graphite

# EcoPump VPS

## Air operated vertical shovel plate pump

The **EcoPump VPS** is an air operated shovel plate pump for medium to high viscosity fluids as glues, oils or wax. Its modular design allows an easy maintenance and with its optimized fluid part the material will be pumped considerably. The proven design and a long term durability make these pumps the perfect choice in the high viscosity application.



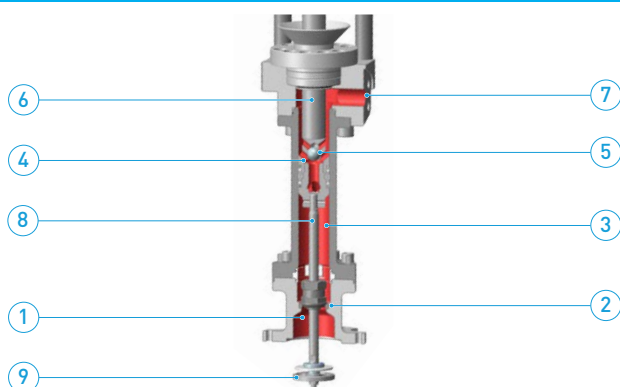
Watch  
product  
video



### PRODUCT LINE

	EcoPump VPS 210 360 SSt PE	EcoPump VPS 210 360 SST PE/PU
Part No.	N24270004	N24270005
Weight	51.0 kg	48.5 kg
Connector inlet / outlet	Flanged screw fitting / SAE Flange	Flanged screw fitting / SAE Flange
Connector air	G3/4" (female)	G3/4" (female)
Displacement	210 cc/cyc	210 cc/cyc
Ratio	72:1	72:1
Max. fluid pressure	360 bar	360 bar
Flow rate @ rec. Cycles	1,7 l/min	1,7 l/min
Recommended cycles	8 cyc/min	8 cyc/min
Max. air pressure	5.0 bar	5.0 bar
Sealing	PE	PE/PU

### TECHNICAL ILLUSTRATION



1 Material inlet, 2 Suction ball seat, 3 Material suction chamber, 4 Piston ball seat,  
5 Material outlet chamber, 6 Upper piston, 7 Material outlet, 8 Lower piston,  
9 Shovel plate

### CUSTOMER BENEFITS



No exposed shaft seal  
Stainless steel fluid sections  
Modular pump design  
Easy to maintain

# EcoPump AD

## Air operated diaphragm pumps

A wide choice of materials for the pump housing makes the **EcoPump AD** the best solution for different kinds of fluid handling such as abrasive and particle containing fluids. The typical field of application of the **EcoPump AD** is to handle oil, water, waste liquids with and without solid particle debris, water and solvent-borne paints, varnishes, enamels and lacquers. The **EcoPump AD** pump will operate in circulation or direct fluid delivery mode. The simple design of **EcoPump AD** allows easy maintenance and service.



Watch  
product  
video



### PRODUCT LINE

	EcoPump AD 150 21 SST 3/8"	EcoPump AD 150 21 SST 3/8"	EcoPump AD 72 8 ACE 1/4"	EcoPump AD 83 6,9 ACE 3/8"
Part No.	N24140013	N24140014	N24140005	N24140006
Weight	19.8 kg	19.8 kg	1.6 kg	1.9 kg
Connector inlet / outlet	G3/8" / G3/4" (female)	G3/8" / G3/4" (female)	G1/4" (female)	G3/8" (female)
Connector air	G1/4" (female)	G1/4" (female)	1/4" NPT (female)	1/4" NPT (female)
Displacement	150 cc/cycle	150 cc/cycle	72 cc/cycle	83 cc/cycle
Ratio	3:1	3:1	1:1	1:1
Max. fluid pressure	21 bar (305 psi)	21 bar (305 psi)	8.6 bar (125 psi)	6.9 bar (100 psi)
Flow rate max.*	3.0 l/min (0.78 gal/min)	3.0 l/min (0.78 gal/min)	6.5 l/min (1.7 gal/min)	13 l/min (3.4 gal/min)
Parts contacted by media	Stainless steel, POM	Stainless steel, PTFE	Acetal, PTFE	Acetal, PTFE

\* strongly dependent on the material



	EcoPump AD 150 6,9 SST 1/2"	EcoPump AD 150 7 ACE 1/2"	EcoPump AD 150 7 ALU 1/2"
Part No.	N24140007	N24140008	N24140009
Weight	6.6 kg	4.0 kg	3.8 kg
Connector inlet / outlet	G1/2" (female)	1/2" NPT (female)	G1/2" (female)
Connector air	1/4" NPT (female)	1/4" NPT (female)	1/4" NPT (female)
Displacement	150 cc/cycle	150 cc/cycle	150 cc/cycle
Ratio	1:1	1:1	1:1
Max. fluid pressure	6.9 bar (100 psi)	6.9 bar (100 psi)	6.9 bar (100 psi)
Flow rate max.*	16 l/min (4.2 gal/min)	16 l/min (4.2 gal/min)	16 l/min (4.2 gal/min)
Parts contacted by media	Stainless steel, PTFE	Acetal, PTFE	Stainless steel, Al, PTFE

\* strongly dependent on the material

# EcoPump AD

## Air operated diaphragm pumps



PRODUCT LINE			
	EcoPump AD 600 8 SST 1"	EcoPump AD 600 8 ALU 1"	EcoPump AD 2420 8 SST 1 1/2"
Part No.	N24140004	N24140010	N24140011
Weight	16.3 kg	8.6 kg	38.3 kg
Connector inlet / outlet	G1" (female)	G1" (female)	G1½" (female)
Connector air	1/4" NPT (female)	1/4" NPT (female)	1/2" NPT (female)
Displacement	600 cc/cycle	600 cc/cycle	2,420 cc/cycle
Ratio	1:1	1:1	1:1
Max. fluid pressure	8.3 bar (120 psi)	8.3 bar (120 psi)	8.3 bar (120 psi)
Flow rate max. *	44 l/min (11.6 gal/min)	44 l/min (11.6 gal/min)	113 l/min (29.8 gal/min)
Parts contacted by media	Stainless steel, PTFE	Stainless steel, Al, PTFE	Stainless steel, PTFE


\* strongly dependent on the material

### CUSTOMER BENEFITS



- Selected choice of materials for housing
- Easy maintenance and service
- Highly flushable
- Suitable for abrasive fluids and media containing solids

### TECHNICAL ILLUSTRATION



1 Material outlet, 2 Pneumatic part, 3 Fluid part, 4 Air inlet, 5 Material inlet, 6 Mounting feet

# EcoPump9 GW 20

## Gear wheel dosing pumps

The **EcoPump9 GW** is a highly efficient gear wheel pump, cavity-free in a compact configuration, achieving a perfect color change with a very low purging time. It has been manufactured and tested in compliance to Dürr's well-proven quality standards. Based on decades of experience in the area of paint application, the **EcoPump9 GW** has emerged as the perfect device for 1K and 2K dosing of water and solvent-borne paint.



PRODUCT LINE	
	EcoPump9 GW
Part No.	N24190001V
Flow per revolution	0.45-4.5 cm <sup>3</sup>
Min. / Max. speed	20 / 200 rpm
Connector inlet / outlet	Dürr paint fitting
Max. fluid pressure	20 bar (290 psi)
Dosing accuracy (+/-)	2.0%
Bypass	Optional
Overpressure valve	Optional
Pressure sensor	Optional
DLC coating	included in pump size 3 and 4.5 cm <sup>3</sup>

### CUSTOMER BENEFITS



Low installation space required due to small footprint

Minimal purging time

Targeted purging of the shafts and bearing bore by patented wash-up system

Fast pre-paint bypass valve (with purgeable pump)

High stability due to patented construction

Usage of hardened stainless steel with DLC coating to reduce friction and abrasion

Modular pump concept


Quick disassembly of paint hoses

Large operating range

Simplified service & maintenance

Tested according to Dürr quality standards

### TECHNICAL ILLUSTRATION



- 1 Connection block, 2 Material outlet „PA“, 3 Material outlet „PE“,  
4 Bypass block (optional), 5 Over pressure valve (optional),  
6 Rinsing agent connection, 7 Check fluid receiver.

# EcoPump9 GW 20

## Gear wheel dosing pumps

### ORDER CODE

EcoPump9 GW 20			
Option	Code	Code	Option
<b>Maximum conveying capacity</b>		<b>Liquid seal</b>	
90 ml/min, not purgeable	045	W	Water purging agent
200 ml/min, not purgeable	100	M	Mesamol
400 ml/min, not purgeable	200	B	Butylglycol
600 ml/min, not purgeable	300	N	None
900 ml/min, not purgeable	450	<b>Paint duct</b>	
600 ml/min, purgeable	F300	A	A-Channel
900 ml/min, purgeable	F450	B	B-Channel
<b>Sensors pump</b>		<b>Spacer</b>	
Pressure sensors w. cable, IP	P	S	Yes
Pressure sensors, High tension	HT	NS	No
None	N	<b>Bypass</b>	
<b>Paint pressure regulator</b>		1H	Yes (non purgeable pump)
1:1 max. 8 bar	8	H	Yes (purgeable pump)
1:1 max. 8 bar ceramics	8C	N1H	No
2:1 max. 16 bar	16		
None	D13		



### ACCESSORIES - GEAR WHEEL PUMPS

	Gear unit GW 20 w/o drive EC	Gear unit GW 20 w/o drive IC	Digital servomotor 0,8Nm 9000rpm	Digital servomotor 0,8Nm 9000U 2G	Digital servomotor 0,8Nm 9000U UL
Part No.	N10190001	N10190002	N23150057	N23150066	N23150067
Compatible pumps	all GW pumps	all GW pumps	all GW pumps	all GW pumps	all GW pumps
Description	Non-isolated transmission unit to connect servomotor with gear wheel pump. Suitable for external charge or solvent-borne installations.	Isolated transmission unit to connect servomotor with gear wheel pump. Suitable for direct charge installations.	Servomotor for actuation of gear wheel pumps.	Servomotor for actuation of gear wheel pumps. Ex certification.	Servomotor for actuation of gear wheel pumps. US certification.

# EcoPump Packages

## Ready to use sets

The pump packages are fully assembled portable modules, which are ready to use. The modular design ensures the use in multiple industries including wood finishing and exterior painting. Equipment for high-pressure coating based on **EcoPump2 VP** pumps are available as well as low pressure coating devices which use a line of diaphragm pumps. Variability is ensured by wide configuration options where the selection is made between different assembly modules like carriage, suction type or optional accessory to extend user's comfort.

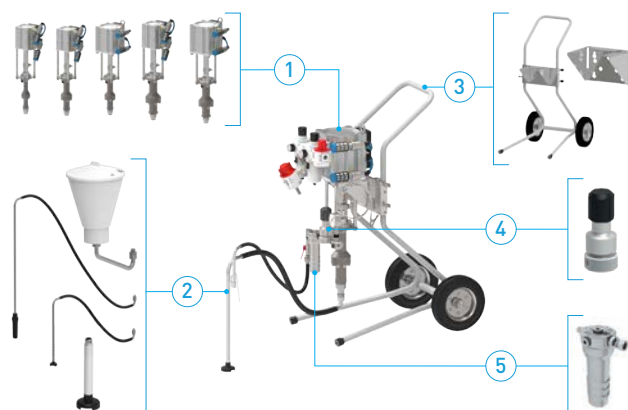
NEW



### PRODUCT LINE

	EcoPump2 VP Package	EcoPump AD Package
Part No.	N92130001V	N92120001V
Weight	24.0-90.0 kg	19.0-37.0 kg
Pressure category	High pressure	Low pressure
No. of pumps	5 types	6 types
Suction units	Direct / hose / feed cup 6 l	Direct / hose / feed cup 6 l
Racks	Trolley / wall mount	Trolley / mobile stand / wall mount

### TECHNICAL ILLUSTRATION



1 Pumps, 2 Suction modules, 3 Trolley / Wall mount, 4 Pressure regulator (optional), 5 High-pressure filter (optional)

### CUSTOMER BENEFITS



- Modular design for great versatility
- Low or high pressure variant
- Filtration on inlet and outlet (optional)
- Flow regulator (optional for AD pumps only)
- Electronic control unit (optional for VP pumps only)
- Wide range of accessories



# EcoPump2 VP Package

## Modules overview

### 1 Pumps

Pumps are delivered in different ratios and displacement volumes.

### 2 Maintenance units

Used for inlet air regulation. Units are attached according to motor type and application method used (Airless, Air-assist).



### 3 Material feeding

- Direct suction
- Flexible suction
- Feed cup (6 liters)



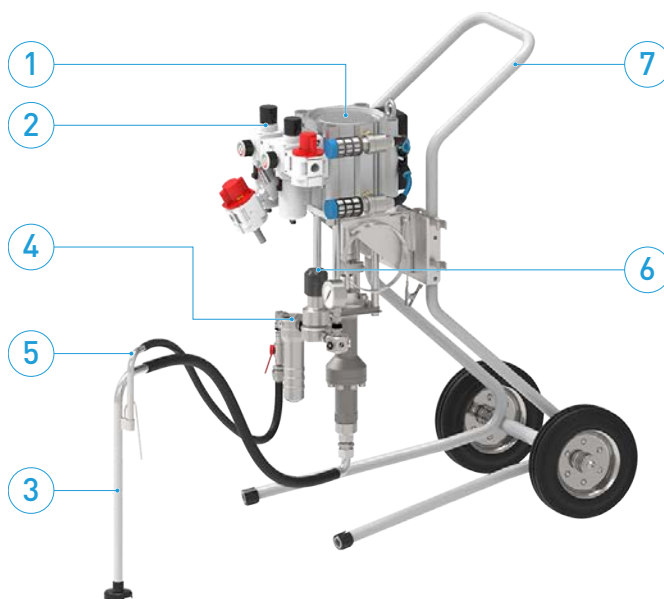
### 4 High pressure filter

High pressure filter is used for filtration of fluid on pump outlet. It has also a function of pulse damper.



### 5 Pressure relief units

Used for safe relief of pressure from fluid section. There are different variants depending on package configuration.



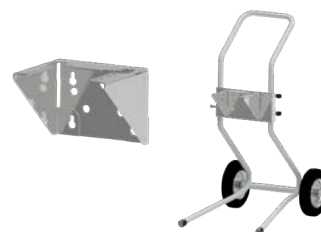
### 6 Pressure regulator

Optional pressure regulator allows precise adjustment of the material on pumps outlet.



### 7 Racks

- Wall mount (default)
- Trolley



# EcoPump2 VP Package

## ORDER CODE

EcoPump2 VP Package						
Option	Code					
<b>Pump</b>						
EcoPump2 VP 40 230	VP1					
EcoPump2 VP 80 120	VP2					
EcoPump2 VP 80 300	VP3					
EcoPump2 VP 120 80	VP4					
EcoPump2 VP 120 200	VP5					
<b>Application</b>						
Airless	AL					
Air-Assist	AA					
<b>Suction module</b>						
Direct suction (lance 0.175m)	DS					
Lance 0.5m with hose 0.85m	L05					
Lance 0.9m with hose 1.5m	L09					
Feed Cup 6L	F6P					
<b>Trolley</b>						
Yes	Y					
No	N					
<b>Pressure regulator</b>						
Yes	Y					
No	N					
<b>High-pressure filter</b>						
Yes	Y					
No	N					



## PRODUCT LINE

	EcoPump2 VP 40 230	EcoPump2 VP 80 120	EcoPump2 VP 80 300	EcoPump2 VP 120 80	EcoPump2 VP 120 200
Part No.	N24170034	N24170035	N24170036	N24170037	N24170039
Weight	16.7 kg	19.5 kg	28.5 kg	22.5 kg	31.5 kg
Transmission Ratio	33:1	17:1	44:1	11:1	29:1
Volume/Cycle	40 cc/cycle	80 cc/cycle	80 cc/cycle	120 cc/cycle	120 cc/cycle
Flow Rate max. (durable)	0.8 l/min	1.6 l/min	1.6 l/min	2.4 l/min	2.4 l/min
Material pressure max.	230 bar (3336 psi)	120 bar (1740 psi)	300 bar (4351 psi)	80 bar (1160 psi)	200 bar (2901 psi)
Connection Outlet	G3/8"	G3/8"	G3/8"	G3/8"	G3/8"
Air pressure max.	7.0 bar (87 psi)	7.0 bar (87 psi)	7.0 bar (87 psi)	7.0 bar (87 psi)	7.0 bar (87 psi)
Operating Temp. max.	10 - 60 °C (50 - 140 °F)	10 - 60 °C (50 - 140 °F)	10 - 60 °C (50 - 140 °F)	10 - 60 °C (50 - 140 °F)	10 - 60 °C (50 - 140 °F)

\* Cycles for continuous operation and partial load.

# EcoPump2 VP Package

## New generation of high-pressure spray package

### Pumps

- new generation of high pressure pumps
- five types available
- max. pressure range from 80 to 300 bars
- optional ice reduction kit

### Maintenance units

- Air Assist or Airless
- optional nozzle cleaner

### Racks

- one trolley fits to all pumps
- wall mount

optional

### Pressure regulator

- fine pressure regulation
- pressure gauge

### Fluid outlet manifold

- up to 3 spray guns
- integrated pressure gauge

### Pressure release unit

- flexible hose
- direct fix outlet

### Fluid feeding units

- direct suction
- flexible suction (up to 200 L barrels)
- vessel (6 liter)

optional

### High-pressure filter

- up to 500 bar
- four outlets available
- elimination of pulsation

## VARIANT EXAMPLES



Order code	EcoPump2 VP Package -VP2-AA-DC-Y-Y-Y	EcoPump2 VP Package -VP4-AL-F6L-Y-Y-Y	EcoPump2 VP Package -VP3-AL-F6L-Y-Y-Y	EcoPump2 VP Package -VP3-AA-L05-Y-Y-Y
Pump	EcoPump2 VP 80 120	EcoPump2 VP 120 80	EcoPump2 VP 80 300	EcoPump2 VP 80 300
Application	Air-Assist	Airless	Airless	Air-Assist
Suction module	Direct suction	Feed Cup 6L	Feed Cup 6L	Lance 0.5m with hose 0.85m
Trolley	Yes	Yes	No	Yes
Pressure regulator	Yes	Yes	Yes	Yes
High-pressure filter	Yes	Yes	Yes	Yes

# EcoPump AD Package

## Modules overview


### 1 Diaphragm pumps

Air operated diaphragm pumps are available in different design configurations.

### 2 Maintenance units


Used for inlet air regulation. Regulator can be also used to control air pressure for connected spray gun.

### 3 Material feeding

- Direct suction
  - Flexible suction
  - Feed cup (6 liters)
- 


### 4 High pressure filter

High pressure filter is used for filtration of fluid on pump outlet. It has also a function of pulse damper.



### 5 Fluid regulator

Optional fluid regulator allows to adjust the outlet material pressure precisely. May be optionally equipped with pressure gauge.



### 6 Racks

- Trolley
  - Mobile stand
  - Wall mount
- 



AVAILABLE PUMPS			
	EcoPump AD 72 8,3 Ace PTFE 1/4"	EcoPump AD 83 6,9 Ace PTFE 3/8"	EcoPump AD 150 6,9 SST PTFE 1/2"
Part No.	N24140005	N24140006	N24140007
Displacement	72 cc/cycle	83 cc/cycle	150 cc/cycle
Max. fluid pressure	8.6 bar (125 psi)	6.9 bar (100 psi)	6.9 bar (100 psi)
Max. flow rate durable	6.5 l/min (1.72 gal/min)	13 l/min (3.43 gal/min)	16 l/min (4.22 gal/min)
Parts contacted by media	Acetal, PTFE	Acetal, PTFE	Stainless steel, PTFE

# EcoPump AD Package



## AVAILABLE PUMPS

	EcoPump AD 150 6,9 Acetal/Teflon 1/2"	EcoPump AD 150 6,9 Al PTFE/Teflon 1/2"
Part No.	N24140008	N24140009
Displacement	150 cc/cycle	150 cc/cycle
Max. fluid pressure	6.9 bar (100 psi)	6.9 bar (100 psi)
Max. flow rate durable	16 l/min (4.22 gal/min)	16 l/min (4.22 gal/min)
Parts contacted by media	Acetal, PTFE	Stainless steel, Al, PTFE

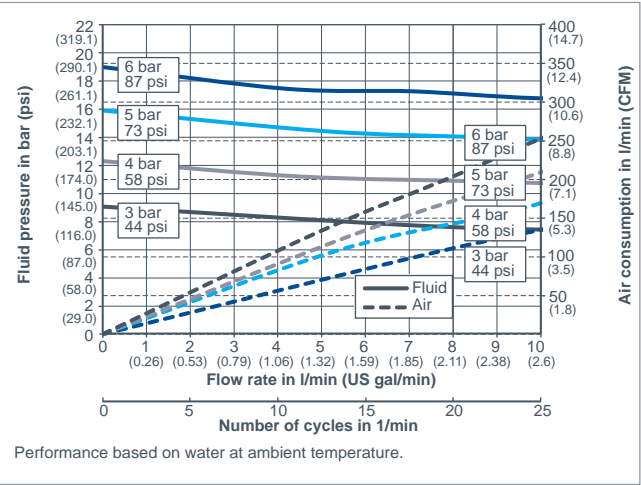
**ORDER CODE**

EcoPump AD Package							
Option	Code					Code	Option
Pump							Pressure gauge
EcoPump AD 72 8 ACE 1/4"	AD1					J	0-10 bar - D63 mm
EcoPump AD 83 7 ACE 3/8"	AD2					N	None
EcoPump AD 150 7 SST 1/2"	AD3						Nozzle cleaning
EcoPump AD 150 7 ACE 1/2"	AD4					Y	Yes
EcoPump AD 150 7 ALU 1/2"	AD5					N	No
Paint pressure regulator							Suction hose length
8 l/min - 16 bar	J					H85	Hose 0.85 m
w/o Paint Pressure Regulator	N					H15	Hose 1.5 m
Racks						N	None
Transport carriage	TW						Suction filter
Mobile stand	MS					C74	Cartridge 74 µm
Wall mount	WH					C105	Cartridge 105 µm
Filter pump outlet						C149	Cartridge 149 µm
74 µm/ 500 bar	F74					C250	Cartridge 250 µm
105 µm/ 500 bar	F105					C500	Cartridge 500 µm
149 µm/ 500 bar	F149					D100	Filter disc 100 µm
250 µm/ 500 bar	F250					D140	Filter disc 140 µm
500 µm/ 500 bar	F500					D200	Filter disc 200 µm
Distributor Block	DB					D250	Filter disc 250 µm
None	N					D280	Filter disc 280 µm
Suction module						D315	Filter disc 315 µm
Suction lance 0.5 m	S05					D1K	Filter disc 1,000 µm
Suction lance 0.95 m	S10					N	None
Direct suction	DS						
Feed cup 5 l (1.32 gal)	F5L						

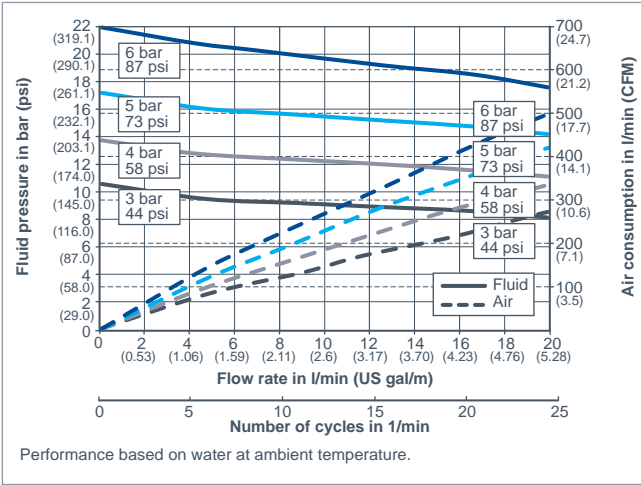
# EcoPump Selection Guide

## Characteristics overview

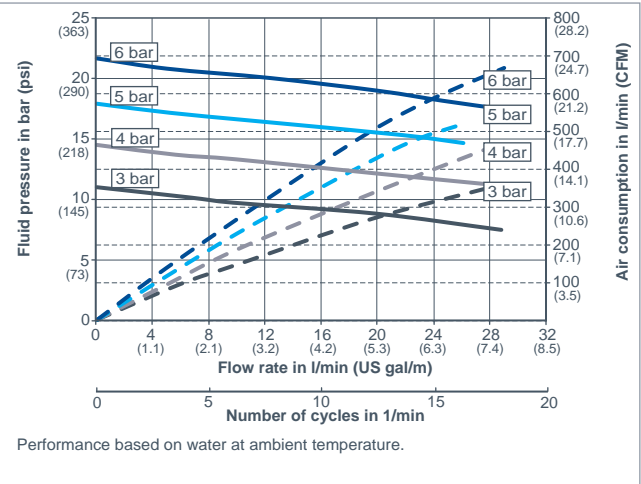
### EcoPump HP / HPE



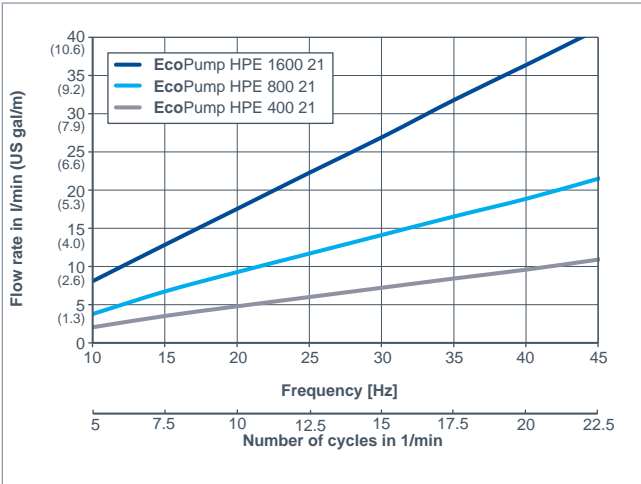
EcoPump HP 400 21 (N24160008)



EcoPump HP 800 21 (N24160009)

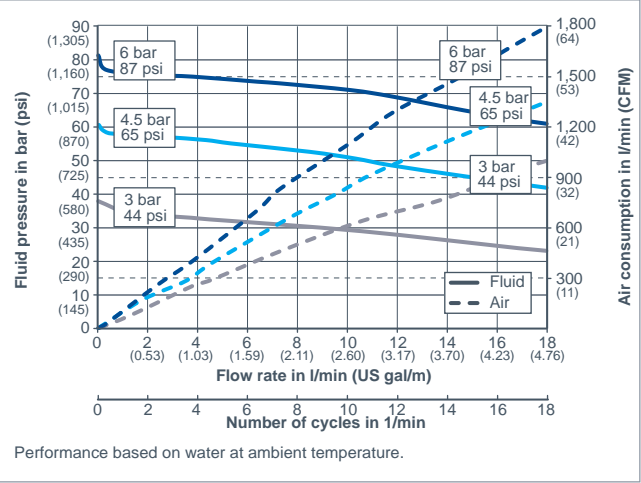


EcoPump HP 1600 21 (N24160010)

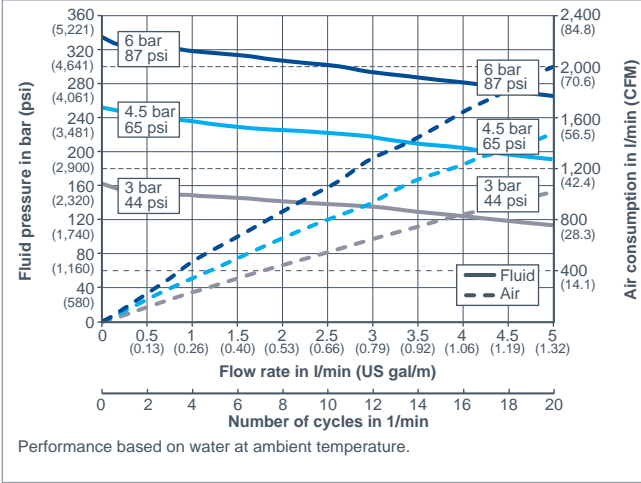


EcoPump HPE (N24260002-0004)

### EcoPump VP



EcoPump VP 1000 90 (N24170029)

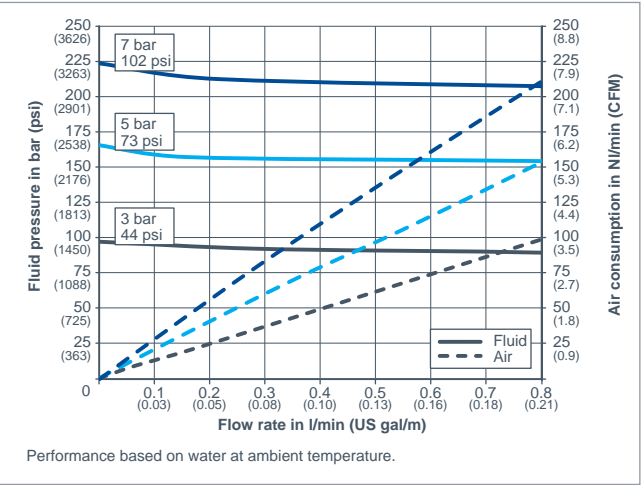


EcoPump VP 250 360 (N24170025)

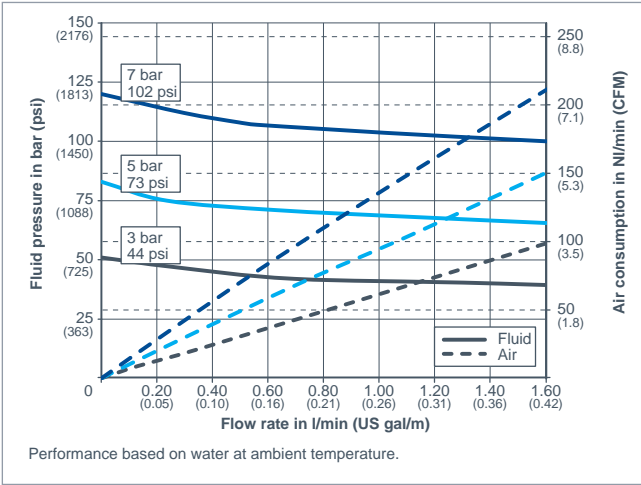
# EcoPump Selection Guide

## Characteristics overview

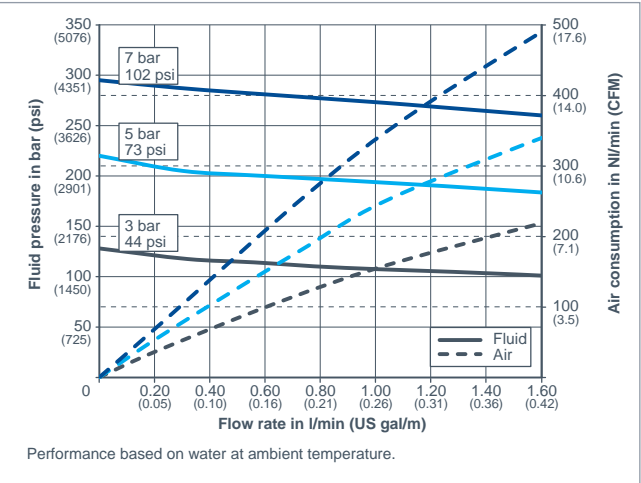
### EcoPump2 VP



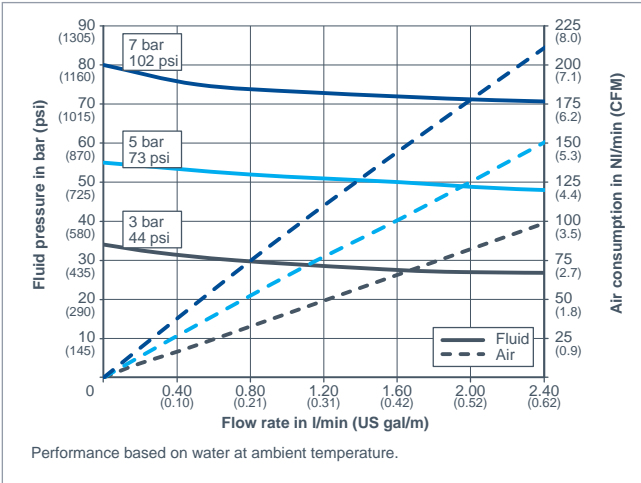
EcoPump2 VP 40 230 (N24170034)



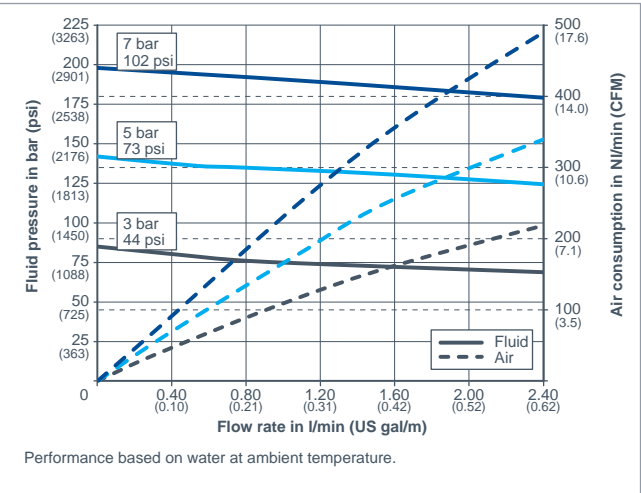
EcoPump2 VP 80 120 (N24170035)



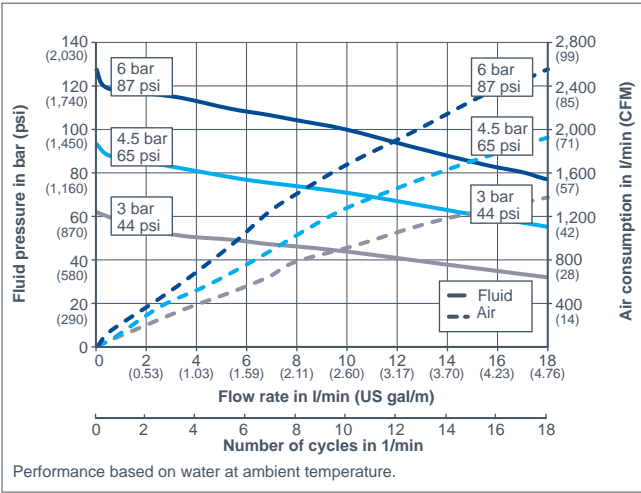
EcoPump2 VP 80 300 (N24170037)



EcoPump2 VP 120 80 (N24170038)



EcoPump2 VP 120 200 (N24170039)



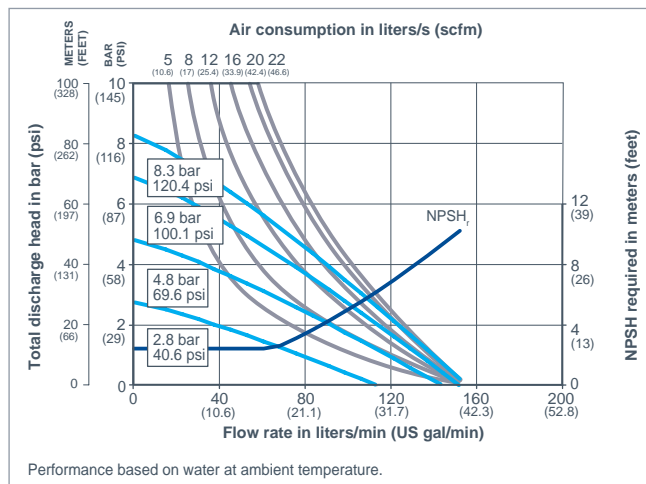
EcoPump VP 1000 135 SST PU (N24170030)



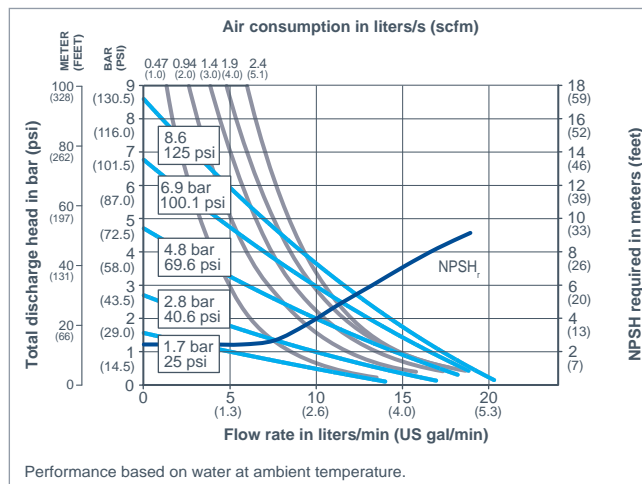
# EcoPump Selection Guide

## Characteristics overview

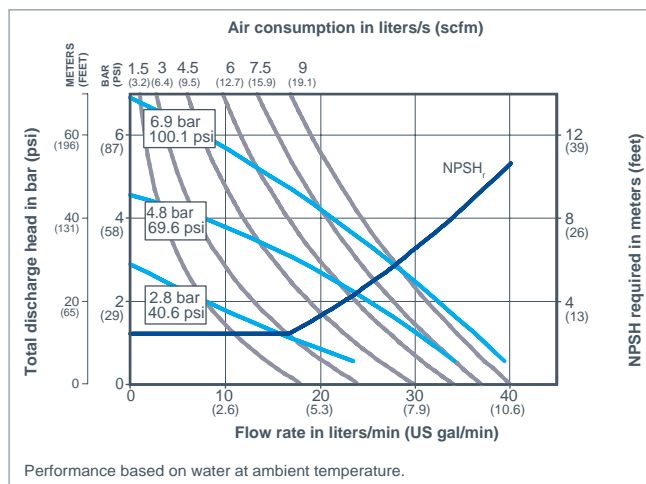
### EcoPump AD



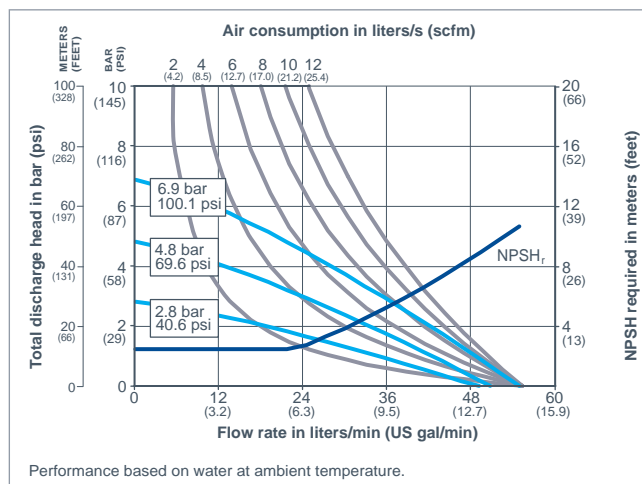
**EcoPump AD 600 8,3 SST PTFE 1" (N24140004)**



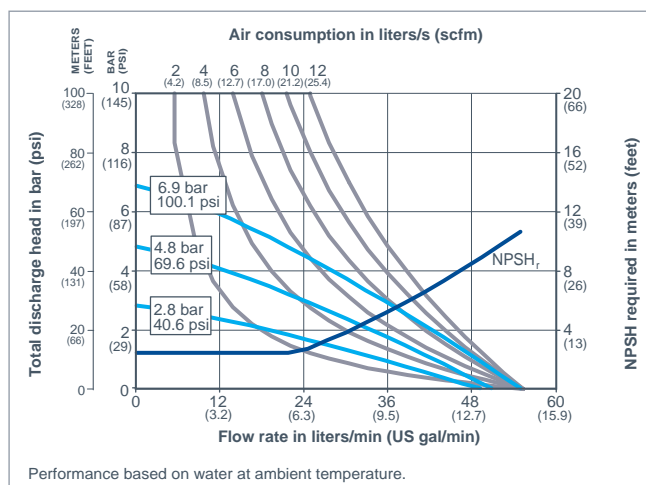
**EcoPump AD 72 8,3 Ace PTFE 1/4" (N24140005)**



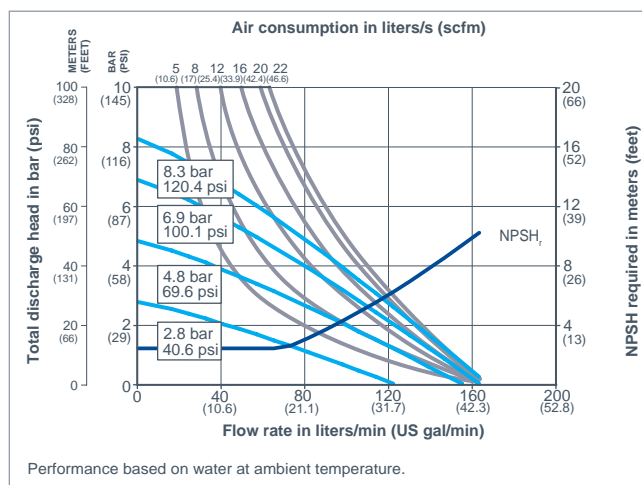
**EcoPump AD 83 6,9 Ace PTFE 3/8" (N24140006)**



**EcoPump AD 150 6,9 SST PTFE 1/2" (N24140007)**



**EcoPump AD 150 6,9 Alu PTFE 1/2" (N24140009)**



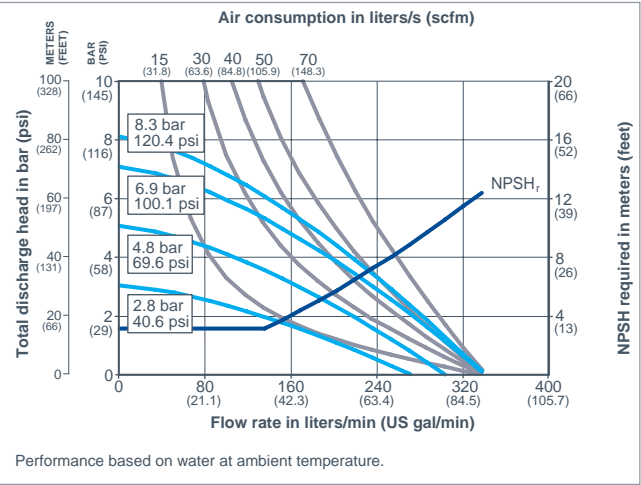
**EcoPump AD 600 8,3 Alu PTFE 1" (N24140010)**



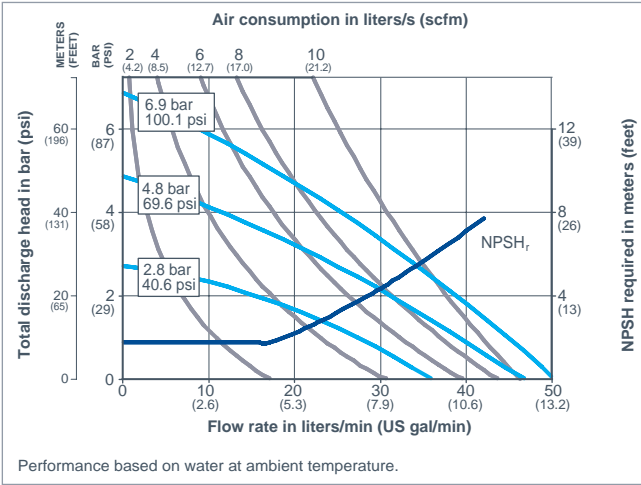
# EcoPump Selection Guide

## Characteristics overview

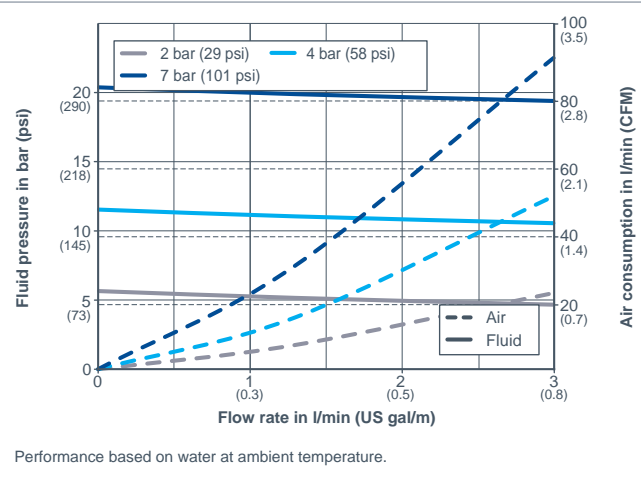
### EcoPump AD



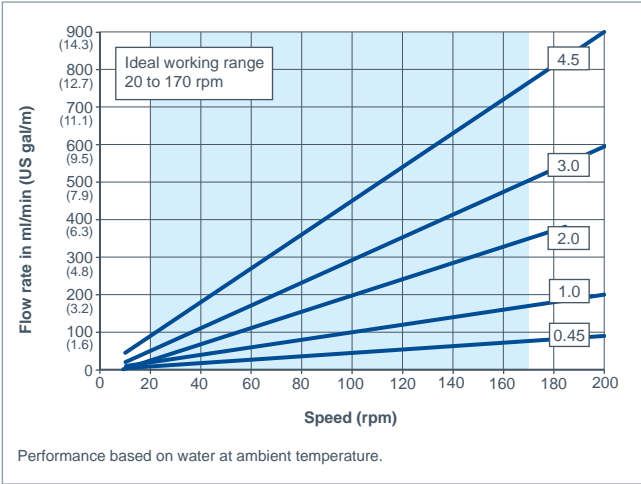
EcoPump AD 2420 8,3 SST PTFE 1 1/2" (N24140011)



EcoPump AD 150 6,9 Ace PTFE 1/2" (N24140008)

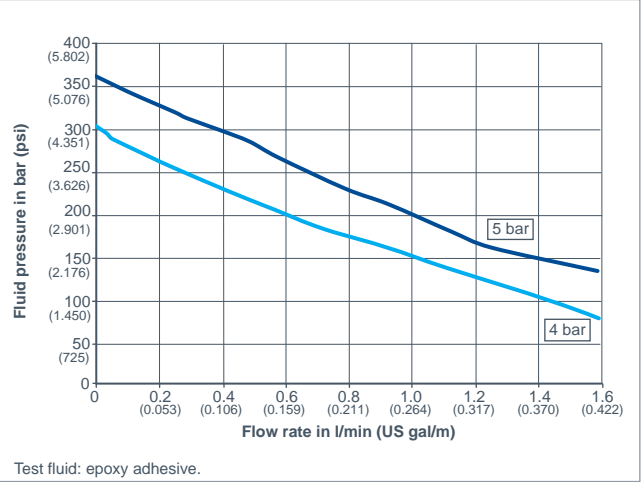


EcoPump AD 150 21 8 SST PTFE 3/8" (N24140013)



EcoPump9 GW (N24190001V)

### EcoPump VPS



EcoPump-VPS-210-360-SST-PE (N24270004)



# RAMs

High viscosity paint supply

## Product families

EcoRAM 60 – high viscosity supply system

EcoRAM 200 – high viscosity supply system



# EcoRAM

## High viscosity paint supply system


This drum press can be ordered with our EcoPump VP or our shovel plate pump **EcoPump VPS**. It is the perfect material supply system for high viscous 1K material from the original barrel.



PRODUCT LINE		
	EcoRAM 60	EcoRAM 200
Part No.	N68530002V	N68540002V
Max. dimensions [HxWxL]	695x420x2,013 mm [depends on the config.]	1,120x1,443x2,334 mm [depends on the config.]
Max. height barrel	2,437 mm [96"]	2,886 mm [114"]
Max. air pressure	8.0 bar [116 psi]	8.0 bar [116 psi]
Connector air	Depends on the control unit	Depends on the control unit
Plate material	Aluminium cast and PU	Aluminium cast and NVC
Ambient operating temperature	10-40 °C	10-40 °C
Max. flow rate	Depends on the used pump	Depends on the used pump
Diameter barrel	360 mm, 279 mm	571 mm

Product upon request.

### TECHNICAL ILLUSTRATION



1 Power chain, 2 Pneumatic motor, 3 Follower plate, 4 Lifter, 5 Pneumatic cylinders, 6 Ventilation bar, 7 Ground plate

### CUSTOMER BENEFITS



To supply high viscous material from up to 60 l barrels and up to 200 l barrels

Two lift cylinders for an exact guidance and a constant power transmission

Different follower plates for several barrel types

Simple and compact pneumatical control system

High flexibility regarding the medium due to various available pumps

Different complexities of sensor systems, adaptable for the scope of application

Available from a simple to a complex version

# EcoRAM

## High viscosity supply system


### ORDER CODE

EcoRAM 60			
Option	Code	Code	Option
Type of RAM support		Side of mounting	
Supports	S	A	RAM A
None	N	B	RAM B
Preparation for control system		Sensor system	
Pneumatic 2-Hand control	P	B	Basic
EcoHVMP2*	CC	BS	Basic & stroke*
Diameter of barrel		BA	Basic & analogue*
279 mm	279	BSA	Basic, stroke & analogue*
356 mm	356	Pump heating	
360 mm	360	Y	Yes*
Follower plate		N	No
Warm, 1 ring*	FPW	Pump	
Cold, 2 rings	FPC	S01	EcoPump VPS 216 360 St
None	N	S03	EcoPump VPS 210 360 SST PE
		S04	EcoPump VPS 210 360 SST PU / PE
		B02	EcoPump VP 250 360 SST PU
		B03	EcoPump VP 250 360 SST PE
		B04	EcoPump VP 500 180 SST PU
		B06	EcoPump VP 1000 90 SST PU
		N	None

EcoRAM 200			
Option	Code	Code	Option
Type of Lift		Side of mounting	
Pneumatic, d = 100 mm	100	A	RAM A
Pneumatic, d = 160 mm	160	B	RAM B
Type of barrel support		Sensor system	
Sliding rails	R	C	Core*
Barrel support plate	P	B	Basic
Type of RAM support		BS	Basic & stroke *
Supports	S	BA	Basic & analogue*
Supports with 1 roll	1R	BSA	Basic, stroke & analogue*
Supports with roller bed	2R	Pump heating	
None	N	Y	Yes*
Preparation for control system		N	No
Pneumatic 2-hand-control	P	Pump	
EcoHVMP2*	CC	S01	EcoPump VPS 216 360 St
Follower plate		S03	EcoPump VPS 210 360 SST PE
Cold, 2 rings	FPC	S04	EcoPump VPS 210 360 SST PU/PE
Warm, 1 ring*	FPW	B02	EcoPump VP 250 360 SST PU
Warm, 2 rings*	FPW2	B03	EcoPump VP 250 360 SST PE
Hot*	FPH	B04	EcoPump VP 500 180 SST PU
None	N	B05	EcoPump VP 500 270 SST PU
		B06	EcoPump VP 1000 90 SST PU
		B07	EcoPump VP 1000 135 SST PU
		B08	EcoPump VP 500 180 C SST PU
		N	None

\* Not available yet.



# Fluid handling

## Products

**EcoFlow** – fluid regulation for paint process systems

Pressure relief valves – protection device against pressure peaks


Agitators – manual air operated agitators

Filters – low and high pressure material filters

Pressure gauges – vertical, horizontal, bottom or back connection fluid pressure gauges

Hoses & Fittings – air or fluid hoses and fittings





# Pressure regulators

Fluid regulation for paint process systems

## Product families

**EcoFlow HPF** – high pressure flow regulators

**EcoFlow HPR** – high pressure return regulators

**EcoFlow LPF** – low pressure flow regulators

**EcoFlow LPR** – low pressure return regulators



# EcoFlow HPF

## High pressure flow regulators

The **EcoFlow HPF** is a high pressure flow regulator designed to maintain downstream pressure in fluid supply systems. By controlling the media pressure to the required working pressure, connected applicators are protected against pressure surge and pulsation from the material supply, while maintaining the required pressure and flow characteristics for the application process. Typically handled materials are high viscose fluids such as mastics, sealers, pastes, adhesives or glues.



### PRODUCT LINE

	EcoFlow HPF P 310 5 G3/4" ALU	High pressure regulator 320bar P	High pressure regulator 270bar M	High pressure regulator 200bar P
Part No.	N26070021	N26070027	N26070028	N26070029
Operation	Pneumatical	Pneumatical	Manual	Pneumatical
Connector inlet / outlet	G3/4" (female)	G3/4" (female)	G3/8" (female)	G3/4" (female)
Connector air	Push-in 6 mm	G1/4" (female)	None	G1/4" (female)
Max. fluid pressure	310 bar (4,495 psi)	360 bar (5,220 psi)	270 bar (3,915 psi)	360 bar (5,220 psi)
Control range of flow rate	20-310 bar (290-4,495 psi)	40-320 bar (580-4,641 psi)	90-270 bar (1,305-3,915 psi)	40-200 bar (580-2,900 psi)
Max. flow rate	5.0 l/min (1.32 gal/min)	43.0 l/min (11.36 gal/min)	14.8 l/min (3.26 gal/min)	18.0 l/min (4.75 gal/min)
Material housing	Aluminium	Stainless steel	Stainless steel	Stainless steel
Field of use	Sealing	Paint	Paint	Paint




### PRODUCT LINE

	High pressure regulator 200bar M	High pressure regulator 150 15 G 3/8"	High pressure regulator flow pneum.150ba	EcoFlow HPF P 310 5 G3/4" SST G1/2"
Part No.	N26070030	N26070034	N26070044	N26230003
Operation	Manual	Manual	Pneumatical	Pneumatical
Connector inlet / outlet	G3/8" female	G3/8" (female)	G3/4" (female)	G3/4" (female)
Connector air	none	none	G1/4" (female)	G1/8"
Max. fluid pressure	360 bar (5,220 psi)	250 bar	360 bar	350 bar
Control range of flow rate	90-200 bar (1,305-2,900 psi)	15-150 bar (215-2,150 psi)	20-150 bar (290-2,150 psi)	20 - 310 bar (290-4,495 psi)
Max. flow rate	14.8 l/min (3.26 gal/min)	14,8 l/min (3.26 gal/min)	43 l/min	5 l/min
Material housing	Stainless steel	Stainless steel	Stainless steel	Aluminium
Field of use	Sealing	Paint	Paint	Paint

# EcoFlow HPF

## High pressure flow regulators

### TECHNICAL ILLUSTRATION



1 Pump, 2 Pressure flow regulator, 3 Spray guns, 4 Return flow regulator

### CUSTOMER BENEFITS



Large regulation range at high flow rate

Pneumatic or manual variant available

Sensitive precision control

Excellent dynamics during pressure changes

100% tight sealing function

Compact dimensions

High performance diaphragm

Easy to maintain

Tested according to Dürr quality standards



# EcoFlow HPR

## High pressure return regulators

The **EcoFlow HPR** is a high pressure return regulator designed to maintain consistent back pressure in fluid supply systems. By controlling the fluid pressure to the required working pressure, applicators are protected against pressure surge and pulsation from the material supply, while maintaining the required flow characteristics for the application process. The **EcoFlow HPR** is easy to maintain with a 100% tight sealing function and compact dimensions. Typically handled materials are high viscose fluids such as mastics, sealers, pastes, adhesives or glues.



### PRODUCT LINE


	EcoFlow HPR P 310 20 G3/4" ALU	High pressure regulator return 360bar P	High pressure regu- lator return 270bar	High pressure regu- lator return 150bar	High pressure regu- lator return 100bar
Part No.	N26240001	N26170009	N26170010	N26070045	N26070043
Operation	Pneumatical	Pneumatical	Manual	Manual	Pneumatical
Connector inlet / outlet	G3/4" (female)	G3/4" (female)	G3/8" (female)	G3/8" (female)	G3/4" (female)
Connector air	Push-in 6 mm	G1/4" (female)	none	none	G1/4" (female)
Max. fluid pressure	310 bar (4,495 psi)	300 bar (4,350 psi)	270 bar (3,915 psi)	150 bar	120 bar
Control range of flow rate	20-310 bar (290-4,495 psi)	10-300 bar (145-4,350 psi)	90-270 bar (1,305-3,915 psi)	15-150 bar (215-2,150 psi)	10-100 bar (145-1,450 psi)
Max. flow rate	20 l/min (5.28 gal/min)	43 l/min (11.36 gal/min)	23.4 l/min (6.18 gal/min)	23,4 l/min (6.18 gal/min)	43 l/min (11.36 gal/min)
Material housing	Aluminium	Stainless steel	Stainless steel	Stainless steel	Stainless steel

### CUSTOMER BENEFITS



- Large regulation range at high flow rate
- Pneumatic variant available
- Precision control
- Excellent dynamics during pressure changes
- Easy to maintain
- 100% tight sealing function
- Compact dimensions
- High performance diaphragm
- Low weight
- Tested according to Dürr quality standards

### CONNECTION SCHEME



1 Pump, 2 Pressure flow regulator, 3 Spray guns, 4 Return flow regulator

# EcoFlow LPF

## Low pressure flow regulators

The **EcoFlow LPF** is a low pressure flow regulator designed to maintain downstream pressure in fluid supply systems. By controlling the fluid pressure to the required working pressure, applicator equipment is protected against pressure surge and pulsation from the material supply, while maintaining the required flow characteristics for the application process. Typically handled materials are water and solvent-borne paints, varnishes, enamels and lacquers.



### PRODUCT LINE

	EcoFlow LPF P 7 2.5 G1/8" SST	EcoFlow LPF M 9 2.5 G1/8" SST	EcoFlow LPF M 15 8 G3/8" SST G1/8"
Part No.	N26010101	N26010068	N26210005
Operation	Pneumatic	Manual	Manual
Connector inlet / outlet	G1/8" (female/male)	G1/8" (female/male)	G3/8" (female)
Connector air	M5	None	None
Max. fluid pressure	20.0 bar (290 psi)	20.0 bar (290 psi)	16.0 bar (232 psi)
Control range of flow rate	1.0-7.0 bar (15-102 psi)	0.5-9.0 bar (7-131 psi)	0.5-15.0 bar (7-218 psi)
Max. flow rate	2.5 l/min (0.66 gal/m)	2.5 l/min (0.66 gal/m)	8.0 l/min (2.11 gal/m)
Material housing	Stainless steel	Stainless steel	Stainless steel
Pressure gauge	None	None	Optional (G1/8") *



	EcoFlow LPF M 5 8 G3/8" SST G1/8"	EcoFlow LPF P 5 8 G3/8" SST G1/8"	EcoFlow LPF P 15 8 G3/8" SST G1/8"
Part No.	N26210006	N26210007	N26210008
Operation	Manual	Pneumatic	Pneumatic
Connector inlet / outlet	G3/8" (female)	G3/8" (female)	G3/8" (female)
Connector air	None	Push-in 6 mm	Push-in 6 mm
Max. fluid pressure	10.0 bar (145 psi)	8.0 bar (116 psi)	16.0 bar (232 psi)
Control range of flow rate	0.5-5.0 bar (7-73 psi)	0.5-5.0 bar (7-73 psi)	0.5-15.0 bar (7-218 psi)
Max. flow rate	8.0 l/min (2.11 gal/m)	8.0 l/min (2.11 gal/m)	8.0 l/min (2.11 gal/m)
Material housing	Stainless steel	Stainless steel	Stainless steel
Pressure gauge	Optional (G1/8") *	Optional (G1/8") *	Optional (G1/8") *

\* See pressure gauge range on page no. 116

# EcoFlow LPF

## Low pressure flow regulators

NEW



NEW




NEW



PRODUCT LINE			
	Low pressure regulator flow man.10bar	Low pressure regulator flow manuell 20ba	Low pressure regulator flow pneum.10bar
Part No.	N26070038	N26070040	N26070041
Operation	Manual	Manual	Pneumatical
Connector inlet / outlet	G3/8" (female)	G3/8" (female)	G3/8" (female)
Connector air	—	—	G1/4" (female)
Max. fluid pressure	40 bar	40 bar	40 bar
Control range of flow rate	1-10 bar (1.5-145 psi)	1-20 bar (1.5-290 psi)	1-10 bar (1.5-145 psi)
Max. flow rate	4 l/min (1.05 gal/m)	4 l/min (1.05 gal/m)	4 l/min (1.05 gal/m)
Material housing	Stainless steel	Stainless steel	Stainless steel
Pressure gauge	Optional	Optional	Optional

### TECHNICAL ILLUSTRATION



**A** Manual pressure regulators, **B** Pneumatic pressure regulators  
**1** Material inlet, **2** Material outlet, **3** Regulator housing, **4** Ventilation and leakage bore, **5** Regulator cap, **6** Adjusting screw, **7** Spacer ring, **8** Control air connection

### FUNCTIONAL PRINCIPLE

Pressure regulators are either used to limit the pressure of the paint after the regulator (flow regulator) or to maintain a certain pressure level before the regulator (return regulators). In flow regulators either a spring or compressed air on a diaphragm holds a valve open. If a pressure higher than the force of the springs operates on a diaphragm, the valve starts to close and reduces the pressure. In return regulators, the spring holds the valve closed until the pressure on the inlet of the regulator exceeds the force of the spring. The valve starts to open, paint flows and the pressure before the regulator decreases.

### CUSTOMER BENEFITS



- Precision control
- Excellent dynamics during pressure changes
- 100% tight sealing function
- Compact dimensions
- High performance diaphragm
- Easy to maintain
- Tested according to Dürr quality standards

# EcoFlow LPR

## Low pressure return regulators

The **EcoFlow LPR** is a low pressure return regulator that has been designed to maintain consistent back pressure in fluid supply systems. By controlling the fluid pressure to the required working pressure, applicators are protected against pressure surge and pulsation from the material supply, while perfect flow characteristics for the application process are ensured. **EcoFlow LPR** is easy to maintain with a 100% tight sealing function and compact dimensions. Typically handled materials are water and solvent-borne paints, varnishes, enamels and lacquers.



### PRODUCT LINE

	EcoFlow LPR P 16 15 DN25 SST	EcoFlow LPR P 16 25 DN25 SST	EcoFlow LPR P 16 30 G3/4" SST
Part No.	N26220001	N26220002	N26220003
Operation	Pneumatical	Pneumatical	Pneumatical
Connector inlet / outlet	EcoTube DN25 (male)	EcoTube DN25 (male)	G3/4" (female)
Connector air	Push-in 6 mm	Push-in 6 mm	Push-in 6 mm
Max. fluid pressure	16.0 bar (232 psi)	16.0 bar (232 psi)	16.0 bar (232 psi)
Control range of flow rate	1.0-14.0 bar (15-203 psi)	1.0-14.0 bar (15-203 psi)	1.0-14.0 bar (15-203 psi)
Max. flow rate	15 l/min (3.96 gal/m)	25 l/min (6.6 gal/m)	30 l/min (7.93 gal/m)
Material housing	Stainless steel	Stainless steel	Stainless steel
Pressure gauge	None	None	None



	EcoFlow LPR M 14 15 DN25 SST	EcoFlow LPR M 14 25 DN25 SST	EcoFlow LPR M 14 30 G3/4" SST	Regulator paint pressure 20bar LPR M
Part No.	N26220004	N26220005	N26220006	N26120092
Operation	Manual	Manual	Manual	Manual
Connector inlet / outlet	EcoTube DN25 (male)	EcoTube DN25 (male)	G3/4" (female)	G3/8" (female)
Connector air	None	None	None	None
Max. fluid pressure	16.0 bar (232 psi)	16.0 bar (232 psi)	16.0 bar (232 psi)	20.0 bar (290 psi)
Control range of flow rate	1.0-14.0 bar (15-203 psi)	1.0-14.0 bar (15-203 psi)	1.0-14.0 bar (15-203 psi)	1.0-20 bar (15-290 psi)
Max. flow rate	15 l/min (3.96 gal/m)	25 l/min (6.6 gal/m)	30 l/min (7.93 gal/m)	15.0 l/min (3.96 gal/m)
Material housing	Stainless steel	Stainless steel	Stainless steel	Stainless steel
Pressure gauge	None	None	None	Optional (G1/8")

# EcoFlow LPR

## Low pressure return regulators

NEW




NEW



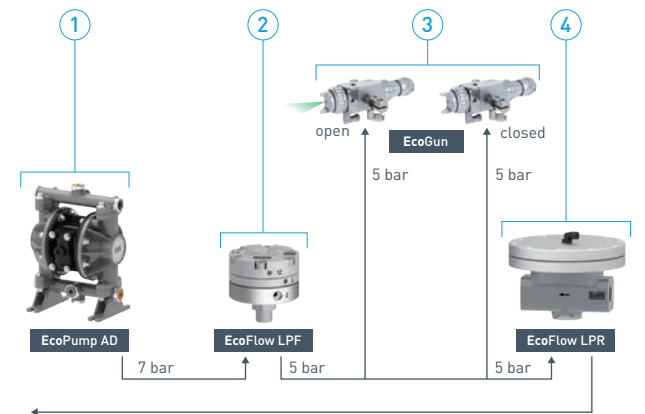
PRODUCT LINE		
	Low pressure regulator return man.10bar	Low pressure regulator return pneum.10ba
Part No.	N26070039	N26070042
Operation	Manual	Pneumtical
Connector inlet / outlet	G3/8" (female)	G3/8" (female)
Connector air	None	G1/4" (female)
Max. fluid pressure	10 bar (145 psi)	10 bar (145 psi)
Control range of flow rate	1-10 bar (1,5- 145 psi)	0,6-10 bar (1- 145 psi)
Max. flow rate	15 l/min (3.96 gal/m)	15 l/min (3.96 gal/m)
Material housing	Stainless steel	Stainless steel
Pressure gauge	Optional	Optional

### TECHNICAL ILLUSTRATION



**A** Manual pressure regulators, **B** Pneumatic pressure regulators  
**1** Material inlet, **2** Material outlet, **3** Regulator housing, **4** Ventilation and leakage bore, **5** Regulator cap, **6** Adjusting screw, **7** Spacer ring, **8** Control air connection

### CONNECTION SCHEME





**1** Pump, **2** Pressure flow regulator, **3** Spray guns, **4** Return flow regulator

### CUSTOMER BENEFITS



- Precision control
- Excellent dynamics during pressure changes
- 100% tight sealing function
- Compact dimensions
- High performance diaphragm
- Easy to maintain
- Tested according to Dürr quality standards



# Pressure relief valves

## Product families

Pressure relief valves



# Pressure relief valves

As an enhancement to the **EcoPump HPE**, the pressure relief valve prevents possible damages caused by unpredictable excess pressure. It is simply connected directly to the outlet of the pump. Protection against pressure peaks and improper use is guaranteed by the pressure actuated valve. By using the optionally available sensor in the relevant port, the pressure relief valve is the perfect interface to allow full closed-loop control of the pump. Typical fluids include water and solvent-borne paints, varnishes, enamels and lacquers.



PRODUCT LINE			
	Pressure relief valve DS Exd 21 bar DN25	Pressure relief valve DS Exi 21 bar DN25	Pressure relief valve 21bar DN25
Part No.	N32170009	N32170010	N32170011
Weight	8.8 kg	8.8 kg	7.2 kg
Connector	EcoTube DN25 (male)	EcoTube DN25 (male)	EcoTube DN25 (male)
Max. fluid pressure	21 bar (305 psi)	21 bar (305 psi)	21 bar (305 psi)
Equipment	Flame proof pressure switch	Intrinsically safe pressure switch	None

TECHNICAL ILLUSTRATION

1 Pressure pipe out, 2 Pressure pipe in, 3 Pump, 4 Suction pipe out, 5 Suction pipe in

CUSTOMER BENEFITS

➔

Prevention of excessive pressure

Relieved fluid is directly redirected into suction line


Stainless steel design

Standard connections

Direct connection to pump inlet and outlet

Tested according to Dürr quality standards

ATEX Ex II 2G Ex h IIA T6 Gb X



# Agitators

## Air operated agitators

### Product families

Agitators A MAN – manual air operated agitators

Agitators A FIX – fix mounted air operated agitators





# Agitators A MAN

## Manual air operated agitators

Dürr has developed a group of pneumatic agitators used in the preparation of paint before application or to prevent settling of the paint during spraying. Various shaft lengths are available. An optional stand is available to allow mixing without assistance of the operator. The pneumatic drive allows the safe use in a paint shop environment.



### PRODUCT LINE

	AGITATOR A MAN R PR 75 330 SE2	AGITATOR A MAN R PR 75 369 SE2	AGITATOR A MAN R PR 75 440 SE2	AGITATOR A MAN R PR 75 550 SE2	AGITATOR A MAN R PR 75 650 SE2
Part No.	N68040616	N68040617	N68040618	N68040619	N68040620
Shaft length	330 mm	369 mm	440 mm	550 mm	650 mm
Propeller diameter	75 mm	75 mm	75 mm	75 mm	75 mm
Geometry blades	Propeller	Propeller	Propeller	Propeller	Propeller
Rated power	0.07 kW	0.07 kW	0.07 kW	0.07 kW	0.07 kW
Recom. air pressure	0.5-7.0 bar (7-101 psi)	0.5-7.0 bar (7-101 psi)	0.5-7.0 bar (7-101 psi)	0.5-7.0 bar (7-101 psi)	0.5-7.0 bar (7-101 psi)
Max. rotation speed	800 rpm	800 rpm	800 rpm	800 rpm	800 rpm

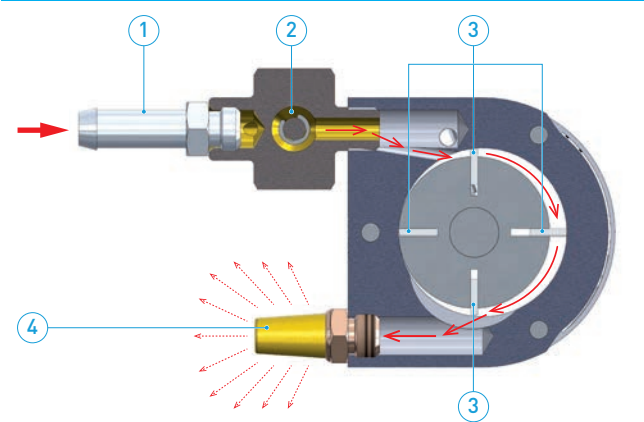


	AGITATOR A MAN R PR 100 330 SE2	AGITATOR A MAN R PR 100 440 SE2	AGITATOR A MAN R PR 100 550 SE2	AGITATOR A MAN R PR 100 650 SE2
Part No.	N68040621	N68040622	N68040623	N68040624
Shaft length	330 mm	440 mm	550 mm	650 mm
Propeller diameter	100 mm	100 mm	100 mm	100 mm
Geometry blades	Propeller	Propeller	Propeller	Propeller
Rated power	0.07 kW	0.07 kW	0.07 kW	0.07 kW
Recom. air pressure	0.5-7.0 bar (7-101 psi)	0.5-7.0 bar (7-101 psi)	0.5-7.0 bar (7-101 psi)	0.5-7.0 bar (7-101 psi)
Max. rotation speed	800 rpm	800 rpm	800 rpm	800 rpm

# Agitators A MAN

## Manual air operated agitators

### TECHNICAL ILLUSTRATION



**Pneumatic motor**  
1 Air inlet, 2 Air regulator, 3 Vane, 4 Rotor, 5 Silencer



### CUSTOMER BENEFITS

- Suitable for paint shops
- Manual speed regulation
- Optional stand
- Stainless steel shaft and propeller
- Wide range of shaft lengths available
- Easy operation & maintenance
- ATEX mark Ex II 2G Ex h IIC T6 Gb X



ACCESSORIES		
	Stand 330	Stand 440-650
Part No.	N25220010	N25220011
Agitator type	Agitator A MAN	Agitator A MAN
Agitator length	330 mm	440-650 mm
Usage	Agitator support while mixing material in the pot. Made of stainless steel.	Agitator support while mixing material in the pot. Made of stainless steel.

# Agitators A FIX


## Fix mounted air operated agitators

Good preparation is essential for high quality application of the material (paint, glue, penetration etc.). For large containers, Dürr has developed a line of fixed mounted agitators. They are available for 60 or 200 liter (15 or 60 gallon) tanks. The agitators are air operated and usually fixed to the lid of the container. There are multiple propellers available selected by the material used.



### PRODUCT LINE

	Agitator A FIX R PR 185 580 NON-EX	Agitator A FIX R PR 185 860 NON-EX	Agitator A FIX R PR 185 395	Agitator A FIX R PR 185 545
Part No.	N68040611	N68040612	N68040455	N68040456
Shaft length	580 mm	860 mm	395 mm	545 mm
Propeller diameter	185 mm	185 mm	185 mm	185 mm
No. of propellers	1	2	1	1
Barrel volume	60 liters (15 gallons)	200 liters (52 gallons)	45L (in Pressure Pot)	60L (in Pressure Pot)
Rated power	0.7 kW	0.7 kW	0.7 kW	0.7 kW
Air pressure, range	0.5-7.0 bar (7-101 psi)	0.5-7.0 bar (7-101 psi)	0.5-6.0 bar (7-87psi)	0.5-6.0 bar (7-87psi)
Max. rotation speed	1,000 rpm	1,000 rpm	1200 rpm	1200 rpm
ATEX	No Ex	No Ex	Zone 0/1	Zone 0/1



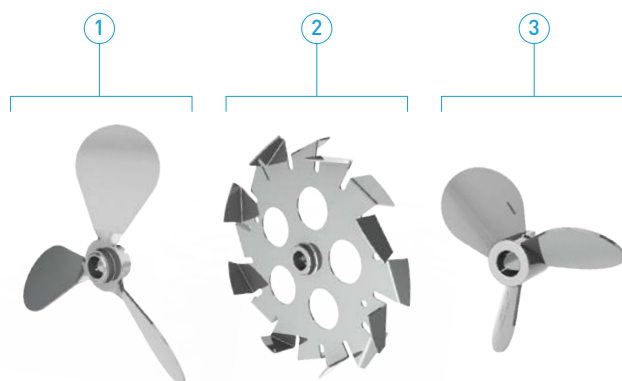
	Agitator A FIX R PR 75 370	Agitator A FIX R PR 75 275	Agitator A FIX R PR 75 370	Agitator A FIX R PR 75-210 100-770-G CORE
Part No.	N68040452	N68040453	N68040454	see table on page 110
Shaft length	205 mm	275 mm	370 mm	100-770 mm
Propeller diameter	75 mm	75 mm	75 mm	75-210 mm
No. of propellers	1	1	1	1
Barrel volume	10L (in Pressure Pot)	12/20L (in Pressure Pot)	22L (in Pressure Pot)	—
Rated power	0,07 kW	0,07 kW	0,07 kW	0,63 kW
Air pressure, range	0.5-6.0 bar (7-87psi)	0.5-6.0 bar (7-87psi)	0.5-6.0 bar (7-87psi)	0.5-6.0 bar (7-87psi)
Max. rotation speed	1200 rpm	1200 rpm	1200 rpm	1200 rpm
ATEX	Zone 0/1	Zone 0/1	Zone 0/1	Zone 0/1

\* Available in Q1 2023

# Agitators A FIX

## Fix mounted air operated agitators

### TECHNICAL ILLUSTRATION



1 Propeller D185 mm, 2 Propeller type T D127 mm, 3 Disc Paddle D180 mm  
**Note:** Propellers are compatible only with Agitator A FIX (N68040611, N68040612)

### CUSTOMER BENEFITS



Propeller made of stainless steel

Usable in explosive hazardous environment

Multiple propeller sizes and types

Air inlet regulator for speed control


### ORDER NUMBERS FOR AGITATOR A FIX R PR 75-210 100-770-G CORE



#### Propeller diameter & part number

Ø 75 mm	Ø 100 mm	Ø 140 mm	Ø 185 mm	Ø 210 mm
M04640018	M04640017	M04640016	M04640022	M04640015

Shaft length (mm)	Shaft part number	Agitator part numbers				
100	M04081071	N68040685	N68040700	N68040715	N68040730	N68040745
120	M04081072	N68040686	N68040701	N68040716	N68040731	N68040746
170	M04081073	N68040687	N68040702	N68040717	N68040732	N68040747
220	M04081074	N68040688	N68040703	N68040718	N68040733	N68040748
270	M04081075	N68040689	N68040704	N68040719	N68040734	N68040749
320	M04081076	N68040690	N68040705	N68040720	N68040735	N68040750
370	M04081077	N68040691	N68040706	N68040721	N68040736	N68040751
420	M04081078	N68040692	N68040707	N68040722	N68040737	N68040752
470	M04081079	N68040693	N68040708	N68040723	N68040738	N68040753
520	M04081080	N68040694	N68040709	N68040724	N68040739	N68040754
570	M04081081	N68040695	N68040710	N68040725	N68040740	N68040755
620	M04081082	N68040696	N68040711	N68040726	N68040741	N68040756
670	M04081083	N68040697	N68040712	N68040727	N68040742	N68040757
720	M04081084	N68040698	N68040713	N68040728	N68040743	N68040758
770	M04081085	N68040699	N68040714	N68040729	N68040744	N68040759



# Filters

## Material filtering

### Product families

Filters HP – high pressure material filters

Filters LP – low pressure material filters



# Filters HP

## High pressure material filters

High pressure filters can be used for the filtration of paint or any other kind of fluid. Several different filter sizes are available. The filter design allows a tool free filter maintenance. Up to four devices can be connected (three on the sides, one on the bottom). Due to its robust design the filter can be used in low and high pressure applications with a maximum fluid pressure of up to 500 bar (7,250 psi). Additionally the filter helps to reduce the fluids' pressure pulsation.

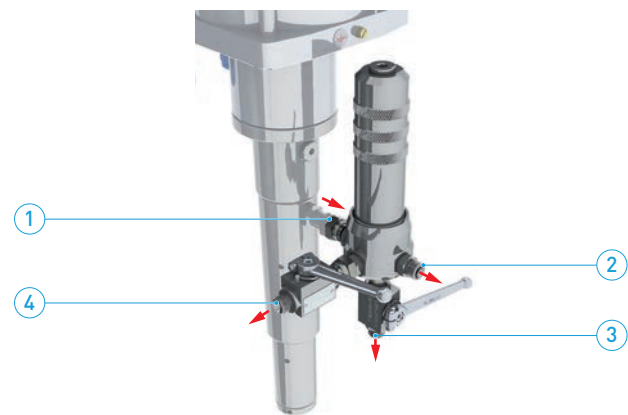


PRODUCT LINE			
	HP filter 500µm 500bar M16/16	HP filter 250µm 500bar M16/16	HP filter 149µm 500bar M16/16
Part No.	N35430015	N35430019	N35430023
Max. fluid pressure	500 bar (7,250 psi)	500 bar (7,250 psi)	500 bar (7,250 psi)
Connector inlet / outlet	M16x1.5 / M16x1.5 (female / male)	M16x1.5 / M16x1.5 (female / male)	M16x1.5 / M16x1.5 (female / male)
Filter type	Screen filter	Screen filter	Screen filter
Filter mesh	500 µm	250 µm	149 µm



	HP filter 74µm 500bar M16/16	HP filter 105µm 500bar M16/16	High pressure filter 400bar G3/4" C-St
Part No.	N35430027	N35430031	N35430030
Max. fluid pressure	500 bar (7,250 psi)	500 bar (7,250 psi)	400 bar (5,800 psi)
Connector inlet / outlet	M16x1.5 / M16x1.5 (female / male)	M16x1.5 / M16x1.5 (female / male)	G3/4" (female)
Filter type	Screen filter	Screen filter	Screen filter
Filter mesh	74 µm	105 µm	500 µm

### TECHNICAL ILLUSTRATION



1 Inlet, connected to VP pump, 2 Side outlet: primary spray gun, 3 Bottom outlet, closing valve for pressure release hose, 4 Side outlet, closing valve for secondary spray gun, **Note:** Upside down position ensures pulsation elimination.

### CUSTOMER BENEFITS



- Suitable for low- and high pressure applications of up to 500 bar (7,250 psi)
- Up to four fluid outlets
- Tool less filter cartridge exchange
- Multiple filtration elements
- Reduction of pulsation
- Made of stainless steel

# Filters HP

## High pressure material filters

### SPARE FILTER INSERTS

Part No.	Description	Compatible housings
M13020061	Strainer 30 msh 500 µm 500 bar SST	N35430015, N35430019, N35430023, N35430027, N35430031
M13020062	Strainer 60 msh 250 µm 500 bar SST	N35430015, N35430019, N35430023, N35430027, N35430031
M13020063	Strainer 100 msh 149 µm 500 bar SST	N35430015, N35430019, N35430023, N35430027, N35430031
M13020064	Strainer 200 msh 74 µm 500 bar SST	N35430015, N35430019, N35430023, N35430027, N35430031
M13020066	Strainer 5 µm SST	N35430030
M13020067	Strainer 10 µm SST	N35430030
M13020068	Strainer 20 µm SST	N35430030
M13020069	Strainer 250 µm SST	N35430030
M13020070	Strainer 300 µm SST	N35430030
M13020071	Strainer 500 µm SST	N35430030
M13020073	Strainer 150msh/105µm 500 bar SST	N35430030

# Filters LP

## Low pressure material filters

Low pressure filters can be used for the filtration of paint or any other kind of fluid. There are several filter types available. The low pressure filters are available with either a “bag” or cartridge element.



### PRODUCT LINE

	Filter housing DN25 GR4 T-BAR PN25	Filter housing DN25 10" 28bar	Filter housing DN25 5" 28bar	Filter housing DN20 GR3 T-BAR PN25
Part No.	M16090113	M16090114	M16090115	M16090116
Max. fluid pressure	25 bar (363 psi)	28 bar (406 psi)	28 bar (406 psi)	28 bar (406 psi)
Connector inlet / outlet	EcoTube DN25 - M42x2	EcoTube DN25 - M42x2	EcoTube DN25 - M42x2	EcoTube DN20 - M36x2
Filter type / size	Bag filter / Size 4	Cartridge filter / 10"	Cartridge filter / 5"	Bag filter / Size 3
Filter mesh	5 µm	5 / 30 / 150 µm	5 µm	5 µm
Weight	8.5 kg	3.6 kg	3.2 kg	6.2 kg



	Filter housing DN32 GR4 T-BAR PN25	Filter housing DN25 ECOT20" 28bar cartri	Filter housing DN18 G1/2" 5" 21bar cartri.
Part No.	M16090117	M16090124	M16090126 *
Max. fluid pressure	28 bar (406 psi)	28 bar (406 psi)	21 bar (305 psi)
Connector inlet / outlet	EcoTube DN32 - M48x2	EcoTube DN25 - M42x2	G1/2"
Filter type / size	Bag filter / Size 4	Cartridge filter / 20"	Cartridge filter / 5"
Filter mesh	5 µm	5 µm	5 µm
Weight	8.5 kg	4.6 kg	1.3 kg

\* Attention: This product contains seals made of FKM. When using materials containing solvents, we strongly recommend the use of FEP seals (see spare parts filters). For further technical details please contact us.

### CUSTOMER BENEFITS



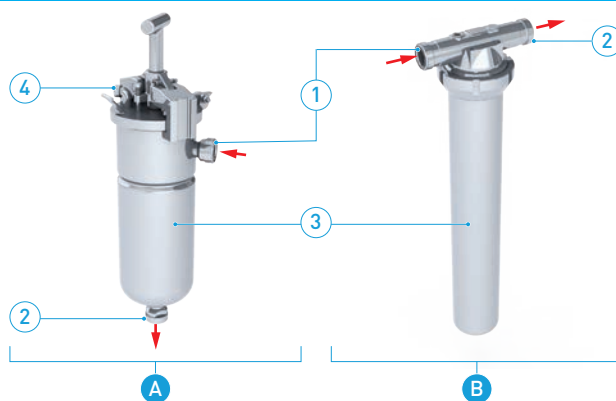
Suitable for low pressure applications of up to 28 bar (400 psi)

Cartridge or bag filter inserts

Different filtration sieves and meshes

Made of stainless steel

### TECHNICAL ILLUSTRATION



A Bag filter, B Cartridge filter,  
1 Material inlet, 2 Material outlet, 3 Filter housing,  
4 Pressure gauge or ventilation connector





# Filters LP

## Low pressure material filters

### SPARE FILTER INSETS

Filter housing	Description (Filter insert in µm)	Material	Part No.
M16090113	5	PP	M13100219
	10	PP	M13100223
	25	PP	M13100233
	50	PP	M13100224
	75	PP	M13100225
	100	PP	M13100230
	150	PP	M13100226
M16090114	5	PP	M13100221
	10	PP	M13100229
	20	PP	M13100271
	30	PP	M13100239
	75	PP	M13100272
	125	PP	M13100228
	150	PP	M13100240
	200	PP	M13100227
M16090115	5	PP	M13100220
	75	PP	M13100273
M16090116	5	PP	M13100218
	50	PP	M13100234
	100	PP	M13100236
M16090117	5	PP	M13100219
	10	PP	M13100223
	25	PP	M13100233
	50	PP	M13100224
	75	PP	M13100225
	100	PP	M13100230
	150	PP	M13100226
M16090124	5	PP	M13100222
M16090126	5	PP	M13100232
	20	PP	M13100252
	40	PP	M13100253
	100	PA	M13100276
	200	PA	M13100277
	250	PA	M13100278
	Packing ring (solvent resistant)	FEP	M08010584



# Pressure gauges

Fluid pressure measurement

## Product families

Pressure gauges – vertical, horizontal, bottom or back connection



# Pressure gauges

## Vertical, horizontal, bottom or back connection

Dürr has a broad range of gauges for paint material pressure measurement. Whichever you choose you can rely on high quality of these parts.



### PRODUCT LINE

	Pressure gauge 0-25bar D63 G1/4" down VA	Pressure gauge 0-10bar D63 G1/4" back	Pressure gauge 0-10bar D63 G1/8" down VA	Pressure gauge 0-10bar D63 G1/8" back VA
Part No.	W07010198	W07010199	W07010200	W07010201
Range	0-25 bar [0-360 psi]	0-10 bar [0-145 psi]	0-10 bar [0-145 psi]	0-10 bar [0-145 psi]
Connector	G1/4"	G1/4"	G1/8"	G1/8"
Diameter	63 mm [2.5"]	63 mm [2.5"]	63 mm [2.5"]	63 mm [2.5"]
Filling liquid	Glycerine	Glycerine	Glycerine	Glycerine
Connector position	Down	Back	Down	Back




	Pressure gauge 0-10bar D63 G1/4" down	Pressure gauge 0-25bar DN25 vertical	Pressure gauge 0-25bar DN25 horizontal	Pressure gauge 0-25bar D63 G1/4" back VA
Part No.	W07010202	W07010223	W07010238	W07010242
Range	0-10 bar [0-145 psi]	0-25 bar [0-360 psi]	0-25 bar [0-360 psi]	0-25 bar [0-360 psi]
Connector	G1/4"	DN25	DN25	G1/4"
Diameter	63 mm [2.5"]	101 mm [4"]	101 mm [4"]	63 mm [2.5"]
Filling liquid	Glycerine	Glycerine	Glycerine	Glycerine
Connector position	Down	Vertical	Horizontal	Back



	Pressure gauge 0-16bar D63 G1/8" centr.	Pressure gauge 0-400bar G1/2" - filled	Pressure gauge 0-400bar G1/2"	Pressure gauge 0-400bar G1/2"
Part No.	W07010261	W07010287	W07010293	W07010302
Range	0-16 bar [0-232 psi]	0-400 bar [0-5,800 psi]	0-400 bar [0-5,800 psi]	0-400 bar [0-5,800 psi]
Connector	G1/8"	G1/2"	G1/2"	G1/2"
Diameter	63 mm [2.5"]	68 mm [2.5"]	68 mm [2.5"]	68 mm [2.5"]
Filling liquid	Glycerine	Glycerine	None	None
Connector position	Center	Back	Back	Back

# Pressure gauges

## Material pressure measurement

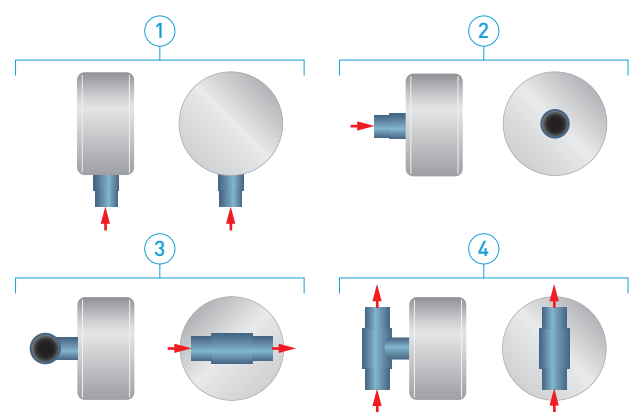


PRODUCT LINE				
	Pressure gauge 0-16bar D63 G1/8"	Pressure gauge 0-250bar D63 G1/4"RADIAL	Pressure gauge 0-250bar D63 G1/4" CENTR.	Pressure gauge 0-400bar D63 G1/2"RADIAL
Part No.	W07010353	W07010354	W07010355	W07010356
Range	0-16 bar (0-232 psi)	0-250 bar (0-3,600 psi)	0-250 bar (0-3,600 psi)	0-400 bar (0-5,800 psi)
Connector	G1/8"	G1/4"	G1/4"	G1/2"
Diameter	68 mm (2.75")	68 mm (2.75")	68 mm (2.75")	68 mm (2.75")
Filling liquid	Glycerine	Glycerine	Glycerine	Glycerine
Connector position	Bottom connection radial	Bottom connection radial	Back center connection	Bottom connection radial



	Pressure gauge 0-500bar D63 G1/2"RADIAL	Pressure gauge 0-500bar D63 G1/2"ZENTR.
Part No.	W07010357	W07010358
Range	0-500 bar (0-7,250 psi)	0-500 bar (0-7,250 psi)
Connector	G1/2"	G1/2"
Diameter	68 mm (2.75")	68 mm (2.75")
Filling liquid	Glycerine	Glycerine
Connector position	Bottom connection radial	Bottom connection radial

### TECHNICAL ILLUSTRATION




**Pressure gauge connector positions**  
 1 Down / Bottom / Bottom radial, 2 Back / Back center / Center,  
 3 Horizontal, 4 Vertical

### CUSTOMER BENEFITS



- Silicon free
- Wide pressure range
- Robust design
- Made from stainless steel
- Suitable for ATEX Zone 1 and 2
- High overload capability



# Hoses and fittings

## Air & paint hoses

### Product families

Hoses – air & paint hoses

Fittings – air & paint fittings



# Hoses

## Air & paint hoses

Every application requires some sort of media connection. There are hoses which can be used for pneumatic motor air supply and atomization air for air spray guns. On the other hand there are hoses for fluid supply (paint, glue etc.) from pressure pots to automatic air spray guns. High pressure hoses are used for the delivery of high viscose materials from high pressure pumps. There is a wide range of Dürr hoses that fit into any possible application. Easy configuration on our webshop helps you to select the right hose for your needs.



### PRODUCT LINE – PAINT HOSES WITH FITTINGS

Order Code	APH -2B-A-ET-DN9-NR	APH -2B-P-PPP-DN6-NR
Part No.	W40650001V	W40650001V
Media	Air	Paint
Max. fluid pressure	20 bar (290 psi)	20 bar (290 psi)
Material	EPDM-Textile	PA-PU-PA
Inner diameter	3/8"	1/4"
Connectors	G1/4" / 1/4" NPSM (female)	M16×1.5 / M14×1.5 / G1/4" / 1/4" NPSM / G3/8" / 3/8" NPSM (female)
Lengths	1-100 m	1-100 m

1 meter = 3.28 feet

# Hoses

## Air & paint hoses



### PRODUCT LINE – AIR HOSES

	Hose 2x4 blue PA	Hose 2,7x4 blue PA	Hose 4x6 blue PA	Hose 6x8 blue PA
Part No.	W40030304	W40030233	W40030001	W40030002
Max. air pressure	10 bar (145 psi)	10 bar (145 psi)	10 bar (145 psi)	10 bar (145 psi)
Material	PA	PA	PA	PA
Inner/Outer diameter	2x4 mm	2.7x4 mm	4x6 mm	6x8 mm
Lengths	any length	any length	any length	any length

1 meter = 3.28 feet



	Hose 6x9 blue PA	Hose 8x10 blue PA	Hose 9x12 blue PA
Part No.	W40030013	W40030017	W40030019
Max. air pressure	10 bar (145 psi)	10 bar (145 psi)	10 bar (145 psi)
Material	PA	PA	PA
Inner/Outer diameter	6x9 mm	8x10 mm	9x12 mm
Lengths	any length	any length	any length

1 meter = 3.28 feet



### PRODUCT LINE – MATERIAL HOSES

	Hose 4x6 transparent PFA	Hose 6x8 transparent PFA	Hose 6x9 transparent PFA	Hose 9x12 transparent PFA
Part No.	W40030534	W40030471	W40030496	W40030495
Max. fluid pressure	20 bar (290 psi)	20 bar (290 psi)	20 bar (290 psi)	20 bar (290 psi)
Material	PFA	PFA	PFA	PFA
Inner/Outer diameter	4x6 mm	6x8 mm	6x9 mm	9x12 mm
Lengths	any length	any length	any length	any length

1 meter = 3.28 feet



	Hose 4x6 nature PTFE	Hose 6x8 nature PTFE	Hose 6x9 nature PTFE	Hose 9x12 nature PTFE
Part No.	W40030722	W40030744	W40030723	W40030721
Max. fluid pressure	20 bar (290 psi)	20 bar (290 psi)	20 bar (290 psi)	20 bar (290 psi)
Material	PTFE	PTFE	PTFE	PTFE
Inner/Outer diameter	4x6 mm	6x8 mm	6x9 mm	9x12 mm
Lengths	any length	any length	any length	any length

1 meter = 3.28 feet

# Fittings

## Air & paint fittings



### PRODUCT LINE – AIR FITTINGS

	Connection air D7,2 d10/12 EU	Connection air D5 d8/11 US	Connection air D7,5 d11/13 Asia	Air connection swivel 1/4"i D5 d8/11 US
Part No.	M01010185	M01010186	M01010187	M01300005
Threads	G1/4" (female) coupling D7.2 d10/12 EU	G1/4" (female) coupling D5 d8/11 US	G1/4" (female) coupling D7.5 d11/13 Asia	G1/4" (female) coupling D5 d8/11 US
Material	Brass	Brass	Brass	Brass
Max. air pressure	35 bar (508 psi)	35 bar (508 psi)	35 bar (508 psi)	10 bar (145 psi)
Related products	<b>EcoGun AS MAN</b>	<b>EcoGun AS MAN</b>	<b>EcoGun AS MAN</b>	<b>EcoGun</b>



	Air connection swivel 1/4"i D7,2 EU	Air connection swivel 1/4"i D7,5 A	Screwed plug-in connection D6 G1/8" N Ms	Screwed plug-in connection D8 G1/4" N
Part No.	M01300006	M01300007	M57380003	M57380009
Threads	G1/4" (female) coupling D7.2 d10/12 EU	G1/4" (female) coupling D7.5 d11/13 Asia	G1/8" (male) hose 4x6 mm	G1/4" (male) hose 6x8 mm
Material	Brass	Brass	Brass	Brass
Max. air pressure	10 bar (145 psi)	10 bar (145 psi)	20 bar (290 psi)	20 bar (290 psi)
Related products	<b>EcoGun</b>	<b>EcoGun</b>	<b>EcoGun</b>	<b>EcoGun</b>



	Push-in nipple DN7 G1/4" a Ms	Quick change connection DN7 G1/4" a
Part No.	M58900058	N40030046
Threads	G1/4" (male)	G1/4" (male)
Material	Brass	Brass
Max. air pressure	16 bar (232 psi)	16 bar (232 psi)
Related products	Quick change connection DN7 G1/4" a	Push-in nipple DN7 G1/4" a Ms Air connection swivel 1/4"i D7,2 EU Connection air D7,2 d10/12 EU



# Fittings

## Air & paint fittings



### PRODUCT LINE – PAINT FITTINGS

	Ball valve pressure drain module OMK SST	Ball valve discharge-piece DOK SST
Part No.	M54300607	M54300608
Threads	M16x1.5 (male) M16x1.5 (female)	M16x1.5 (male) M16x1.5 (female)
Material	Stainless steel	Stainless steel
Max. fluid pressure	500 bar (7,250 psi)	500 bar (7,250 psi)
Related products	<b>Eco</b> Pump VP Package	<b>Eco</b> Pump VP Package




	ELBOW SCREW CONNECTION\G1/4\"a-a 60°KONUS	Elbow screw con. adjust.G1/4\"a-a 1/4\"NPS(M)	Screw-in fitting WJ	Screw-in fitting WJ	Screw-in fitting WT
Part No.	M55030201	M55030173	M55070363	M55070368	M55070374
Threads	G1/4\" (male)	1/4\" NPSM (male) G1/4\" (female)	M16x1.5 (male) G1/4\" (male)	M16x1.5 (female) G3/8\" (male)	M14x1.5 (female) d6 1/4\" NPSM (male)
Material	Stainless steel	Stainless steel	Stainless steel	Stainless steel	Stainless steel
Max. fluid pressure	775 bar (11,240 psi)	775 bar (11,240 psi)	500 bar (7,250 psi)	500 bar (7,250 psi)	300 bar (4,350 psi)
Related products	<b>Eco</b> MCC 200	<b>Eco</b> Dose 3K	<b>Eco</b> Pump VP, HP filter	<b>Eco</b> Pump VP, HP filter, <b>Eco</b> Gun AL MAN, <b>Eco</b> Gun AA MAN	<b>Eco</b> Gun AL AUTO



	Screw-in fitting M14x1,5 - 1/4\"NPSM d6	Screw-in fittings WT M16x1,5 - G3/8\" SST	Reducing screw connection M16x1,5i 60°	Reducing Screw Connection \G3/4\"a G3/8\"a	T-Screw Connection Adjustable\G1/4\" 60°
Part No.	M55070387	M55070394	M55100169	M55100192	M55110043
Threads	M14x1.5 (female) G3/8\" Universal (male)	M16x1.5 (male) G3/8\" (male)	M16x1.5 (female) 1/4\" NPS (male)	G3/4\" (male) G3/8\" (male)	G1/4\" (female) G1/4\" (male)
Material	Stainless steel	Stainless steel	Stainless steel	Stainless steel	Stainless steel
Max. fluid pressure	20 bar (290 psi)	500 bar (7,250 psi)	500 bar (7,250 psi)	430 bar (6,237 psi)	775 bar (11,240 psi)
Related products	Pressure Pot	<b>Eco</b> Pump VP HP filter	<b>Eco</b> Pump VP, HP filter <b>Eco</b> Gun AL MAN <b>Eco</b> Gun AA MAN	<b>Eco</b> Flow HPF <b>Eco</b> Flow HPR	

# Fittings

## Air & paint fittings



### PRODUCT LINE – PAINT FITTINGS

	L screw-in fitting 90°	Reducing Nipple\G3/4" a- G1/4" i VA8	Double nipple R1/2" - R1/2" L44 GF280 SST	Double nipple R3/8" - R3/8" L38 GF280 VA8
Part No.	M55270018	M56100265	M56110053	M56110057
Threads	M30x1.5 (female) G1/2" (female)	G3/4" (male) G1/4" (female)	R1/2" (male)	R3/8" (male)
Material	Stainless steel	Nickel-plated brass	Stainless steel	Stainless steel
Max. fluid pressure	50 bar (725 psi)	400 bar (5,800 psi)	50 bar (725 psi)	50 bar (725 psi)
Related products	<b>EcoPump VP</b>	<b>EcoFlow HPF/R</b>	<b>EcoPump AD</b>	<b>EcoFlow LPF,</b> <b>EcoPump AD</b>



	Double nipple R1/2" a- R1/4" a L33 VA8	Double nipple R3/8" a- R1/8" a L25,5 SST	Double nipple G1/4" a- 1/4" UN1a L24 SST	Double nipple G1/8" a- 1/4" a L28,5 60°in
Part No.	M56110096	M56110307	M56110426	M56110454
Threads	R1/2" (male) R1/4" (male)	R3/8" (male) R1/8" (male)	G1/4" (male) G1/4" (male)	G1/8" (male) G1/4" (male)
Material	Stainless steel	Stainless steel	Stainless steel	Stainless steel
Max. fluid pressure	50 bar (725 psi)	50 bar (725 psi)	50 bar (725 psi)	400 bar (5,800 psi)
Related products	<b>EcoPump AD</b>	<b>EcoDose, EcoFlow LPF</b>	<b>EcoGun AS Auto Pro</b>	<b>EcoDose, EcoFlow LPF</b>



	Double nipple G1/2" a G1/2" a Z St	Double Nipple\G1/4" a L29 VA	Reducing Bush R1" i- R3/8" i GF240 SST
Part No.	M56110479	M56110480	M56240061
Threads	G1/2" (male)	G1/4" (male)	G1" (female) G3/8" (female)
Material	Zinc plated steel	Stainless steel	Stainless steel
Max. fluid pressure	400 bar (5,800 psi)	775 bar (11,240 psi)	50 bar (725 psi)
Related products	<b>EcoPump AD</b>	<b>EcoMCC 200</b>	<b>EcoFlow LPF</b>

# Fittings

## Air & paint fittings



### PRODUCT LINE PAINT FITTINGS

	Push-in nipple G1/2" i L35	Quick connector 3/8" i SS	Quick connector 3/8" i return valve VA	EcoTube DN25 M42x2 - G3/4" SST	Quick change bus- hing G3/8" a 60G SST
Part No.	M58900227	M58940013	M58940019	M80110016	N40040062
Threads	G1/2" (female) push-in	G3/8" (female)	G3/8" (female) with a check valve	DN25 (M42x2) G1" (male)	G3/8" (male)
Material	Brass	Stainless steel	Stainless steel	Stainless steel	Stainless steel
Max. fluid pressure	35 bar (508 psi)	20 bar (290 psi)	20 bar (290 psi)	25 bar (360 psi)	20 bar (290 psi)
Related products	<b>EcoGun AS MAN</b>	Quick change bushing G3/8" a 60G SST <b>EcoGun</b>	Quick change bushing G3/8" a 60G SST <b>EcoGun</b>	LP filter <b>EcoPump HP</b> <b>EcoPump HPE</b>	Quick connector 3/8" i SST, Quick connector 3/8" i return valve VA <b>EcoGun</b>



### PRODUCT LINE – DÜRR EcoPlug FITTINGS

	Straight plug connection D = 13	Straight plug connection D = 9	Nipple insert D = 9	Grounding Device D = 13
Part No.	M58030120 (3x5) M58030121 (3x6) M58030136 (4x6) M58030136 (3.6x6) M58030143 (6x8) M58030134 (6x9) M58030125 (9x12)	M58030138 (2.7x4)	M58030185 (3x5) M58030167 (4x6)	M01520001 (6x9) M01520002 (9x12)
Threads	—	—	—	—
Material	Stainless steel	Stainless steel	Stainless steel	Stainless steel
Max. fluid pressure	35 bar (508 psi)	35 bar (508 psi)	35 bar (508 psi)	35 bar (508 psi)
Related products	<b>EcoMCC3 20, EcoPump9 GW</b>	<b>EcoMCC3 20, EcoPump9 GW</b>	<b>EcoMCC3 20, EcoPump9 GW</b>	<b>EcoMCC3 20, EcoPump9 GW</b>

# Fittings

## Air & paint fittings



### PRODUCT LINE – DÜRR EcoPlug FITTINGS

	Straight plug connection D = 13	Straight plug connection D = 9	Nipple insert D = 9	Grounding Device D = 13
Part No.	M57030032 (3x6) M57030038 (4x6) M57030040 (6x8) M57030039 (6x9) M57030037 (9x12)	M57320008 (3x6) M57320007 (4x6) M57320010 (6x8) M57320006 (6x9) M57320009 (9x12)	M57410028 (3x6   3x6) M57410022 (4x6   4x6) M57410021 (6x9   6x9) M57410020 (9x12   9x12)	M57410040 (9x12   6x9)
Threads	—	—	—	—
Material	Stainless steel	Stainless steel	Stainless steel	Stainless steel
Max. fluid pressure	35 bar (508 psi)	35 bar (508 psi)	35 bar (508 psi)	35 bar (508 psi)
Related products	<b>EcoMCC3 20, EcoPump9 GW</b>	<b>EcoMCC3 20, EcoPump9 GW</b>	<b>EcoMCC3 20, EcoPump9 GW</b>	<b>EcoMCC3 20, EcoPump9 GW</b>



	L plug connection D = 13	L nipple insert D = 13	Screw-in plug connector	Non-return valve screw-in plug connector
Part No.	M57360025 (6x9   6x9) M57360024 (9x12   6x9) M57360023 (9x12   9x12) M57360026 (6x9   4x6)	M57360055 (4x6   4x6) M57360052 (D13   4x6) M57360056 (D13   D13)	M57380085 (G3/8   6x9) M57380084 (G3/8   9x12) M57380134 (G3/8   12x17) M57580017 (G1/8   6x9) M57580018 (G1/8   9x12) M57380192 (G1/8   12x17)	M54360183 (G1/8   4x6) M54360184 (G1/8   6x9)
Threads	—	—	G1/8 / G3/8	G1/8
Material	Stainless steel	Stainless steel	Stainless steel	Stainless steel
Max. fluid pressure	35 bar (508 psi)	35 bar (508 psi)	35 bar (508 psi)	35 bar (508 psi)
Related products	<b>EcoMCC3 20, EcoPump9 GW</b>	<b>EcoMCC3 20, EcoPump9 GW</b>	<b>EcoMCC3 20, EcoPump9 GW</b>	<b>EcoMCC3 20, EcoPump9 GW</b>

# Fittings

## Air & paint fittings



### PRODUCT LINE – DÜRR EcoPlug FITTINGS

	Non-return valve screw-in plug connector D = 13	Schott plug connection hose/hose D = 13	Schott plug connection hose/hose D = 18	KOR Reducer D = 18
Part No.	M54360185 (4x6) M54360209 (6x8)	M57390029 (6x9   4x6) M57390027 (6x9   6x9) M57390026 (9x12   6x9) M57390028 (9x12   9x12)	M57390031 (Tube:9x12   6x9) M57390030 (Tube:9x12   9x12)	M55100124 (Tube:6x9)
Threads				
Material	Stainless steel	Stainless steel	Stainless steel	Stainless steel
Max. fluid pressure	35 bar (508 psi)	35 bar (508 psi)	35 bar (508 psi)	35 bar (508 psi)
Related products	<b>EcoMCC3 20, EcoPump9 GW</b>	<b>EcoMCC3 20, EcoPump9 GW</b>	<b>EcoMCC3 20, EcoPump9 GW</b>	<b>EcoMCC3 20, EcoPump9 GW</b>



	Bulkhead connector pipe/pipe D = 18	Schott adapter hose D = 13	Schott adapter pipe D = 18	Screw-in plug connector adapter
Part No.	M57390042 (Tube:9x12   Tube:9x12)	M57390044 (6x9   M13) M57390043 (9x12   M13)	M57390041 (Tube:9x12   M13)	M57380129 (D13   G1/8)
Threads				G1/8
Material	Stainless steel	Stainless steel	Stainless steel	Stainless steel
Max. fluid pressure	35 bar (508 psi)	35 bar (508 psi)	35 bar (508 psi)	35 bar (508 psi)
Related products	<b>EcoMCC3 20, EcoPump9 GW</b>	<b>EcoMCC3 20, EcoPump9 GW</b>	<b>EcoMCC3 20, EcoPump9 GW</b>	<b>EcoMCC3 20, EcoPump9 GW</b>



# 06

## Manipulators



### Product groups

Robots \_\_\_\_\_ 130



# Robots

Versatility in every single detail

## Product families

EcoRP 10 R1100 – small ready to spray painting robot



# EcoRP 10 R1100

## Small ready to spray painting robot

The **EcoRP 10 R1100** is a six-axis robot with a maximum reach of 1,100 mm and a total payload of up to 10 kg. Equipped with paint application technology for 1K and 2K applications, high- and low pressure as well as water and solvent-borne paint, the **EcoRP 10 R1100** is the perfect choice for electrostatic and other paint applications, that serve the requirements in various industries. The interaction of robot and high-speed rotating atomizer convinces through maximum repeatability and continuous precision. The paint can be charged by high voltage which achieves a transfer efficiency of up to 90%. The maintenance requirements are reduced to a minimum due to the modular design and the lifetime lubrication.



### CUSTOMER BENEFITS



Explosion proof robot with 6 axis and a reachability of 1,100 mm

Flexible control system for motion and process

Various interfaces to connect with third party devices (e.g. Line-PLC)

Suitable for wall, ceiling or floor installation

Modern user interface

All common paint processes are supported (Bell / Gun, 1K / 2K, High / Low-Pressure)

ready2spray: Preassembled equipment for fast ramp up time

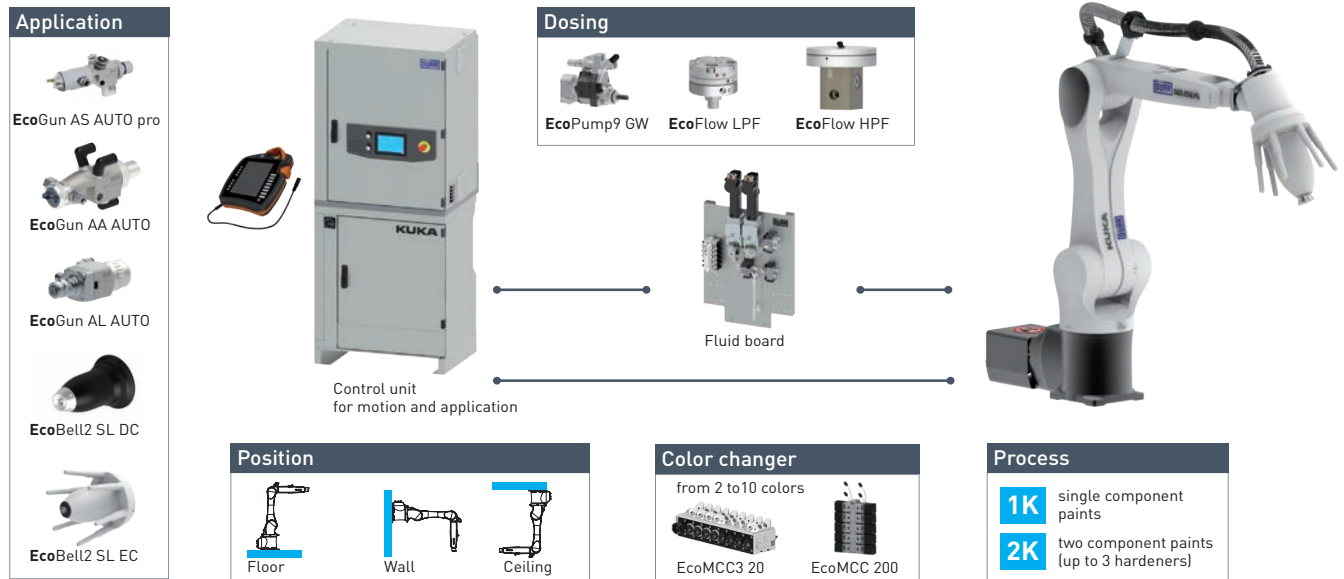
### PRODUCT LINE

	EcoRP 10 R1100
Part No.	N92010001V
Weight	75 kg (robot with application), 240 kg (control unit), up to 39 kg (fluid board)
Number of axis	6
Payload	10 kg
Supply voltage	380-480 V
Frequency	50-60 Hz
Protection class	IP67

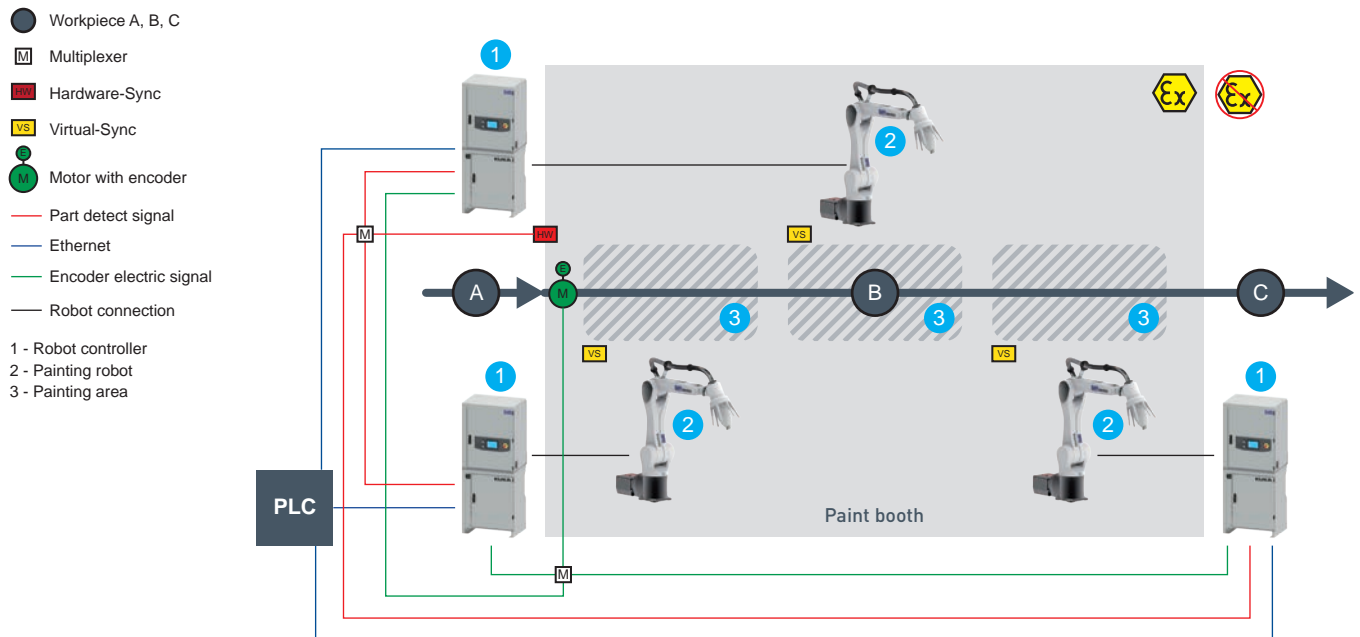
# EcoRP 10 R1100

## Small ready to spray painting robot

### TECHNICAL ILLUSTRATION



### TECHNICAL ILLUSTRATION - LINE TRACKING



# EcoRP 10 R1100

Small ready to spray painting robot

## ORDER CODE

EcoRP 10 R1100			
Option	Code	Code	Option
<b>Certification</b>			<b>Isolation for high voltage</b>
EU	EU	N	No
US	US		<b>Dosing pump catalyst</b>
<b>Mounting</b>		045	0.45 ccm
Floor mounted	FM	100	1.0 ccm
Wall mounted	WM	200	2.0 ccm
Ceiling mounted	CM	N	Not relevant
<b>Pressure range</b>			<b>Dosing pump paint</b>
20 bar	20	300	3.0 ccm
200 bar	200	450	4.5 ccm
<b>Atomizer</b>		N	Not relevant
EcoBell2 EC	EC		<b>Dosing system</b>
EcoBell2 DC	DC	DP	Dosing pump
EcoBell2 HRZ	HRZ	PPR	Paint pressure regulator
EcoGun AS AUTO pro	AS		<b>No. of catalysts</b>
EcoGun AA AUTO	AA	1	1
EcoGun AL AUTO	AL	2	2
<b>Process</b>		3	3
1K	1K	N	None
2K	2K		<b>Color changer valve type</b>
<b>Teachpendant</b>		PM	Plastic
Not Ex-Proof	N	SST	Stainless steel *
Ex-Proof *	EX		<b>Number of colors (deadend)</b>
<b>Field bus system</b>		0 - 10	0-10
ProfiNet	PN		<b>Number of colors (circulation)</b>
EtherCAT	EC	0 - 10	0-10
EtherNet I/P	EP		<b>Air Cap</b>
<b>Additional axes</b>		CF	Conventional full size (CF)
None	N	LF	LVLV full size (LF)
Linetracking	LT	SF	Super fine full size (SF)
Amplifier for rail *	RA	N	Not relevant
<b>Shaping air ring</b>			<b>Needle type</b>
Wide brush	HF	N	Not relevant
Adjustable brush	HX	S	Common media (S)
Not relevant	N	B	High viscosity media (B)
<b>Bell disk type</b>			<b>Spray angle</b>
Serrated	SE	N	Not relevant
Not serrated	NSE	10 / 20 / 30 / 40 / 50 / 60 / 70 / 80 / 90	10° / 20° / 30° / 40° / 50° / 60° / 70° / 80° / 90°
None	N		<b>Nozzle type</b>
<b>Return line</b>		SST	Stainless steel
Yes	Y	SSC	Stainless steel coated
No	N	N	Not relevant
<b>Nozzle size</b>			
0.80 / 1.00 / 1.10 / 1.20 / 1.30 / 1.40 / 1.50 / 1.60 / 1.80 / 2.00 / 2.50 / 3.00	08 / 10 / 11 / 12 / 13 / 14 / 15 / 16 / 18 / 20 / 20 / 30 / 018 / 023 / 028		
0.18 / 0.23 / 0.28 / 0.33 / 0.38 / 0.43 / 0.48 / 0.50 / 0.53 / 0.58 / 0.60 / 0.63 / 0.68 / 0.70 / 0.73 / 0.78 mm	033 / 038 / 043 / 048 / 05 / 053 / 058 / 06 / 063 / 068 / 07 / 073 / 078		

\* Not available yet.



# 05

## Process controllers



### Product groups

EcoAUC	128
EcoPUC A	131



# EcoAUC

Automated application control

## Product families

EcoAUC – control units for spray process control



# EcoAUC

## Control units for spray process control

Fill your application products with new life with the **EcoAUC** control system. PLC and valve technology allows to operate color change systems from the **EcoMCC** family with up to 10 colors. Dosing is carried out using the high efficient gear dosing pump **EcoPump9 GW** or the compact paint pressure regulator **EcoFlow**. To maximize efficiency, the integrated control for a high speed rotary atomizer can be extended by a high tension cascade for external or direct charge. **EcoAUC** can also control various automatic spray guns with air spray, airless or air-assist application technology as well as the **EcoPaintJet**. Despite numerous features the operation of the **EcoAUC** always remains straightforward and simple due to a modern interface.



### PRODUCT LINE

	EcoAUC
Part No.	F30310001V
No. of colors	1-10
Air pressure	6-8 bar (87-116 psi)
Supply voltage / Freq.	380-480 V / 50-60 Hz
Effective power	4,000 W
Protection class	IP54

### CUSTOMER BENEFITS



Compact structure with modern design

Colored 7" touchscreen for ease of use

Various interfaces (emergency shutdown, ethernet, released for process technology etc.)

Quick start with default brushes and automatic sequences for purging and pre-charging

Simplified service and maintenance

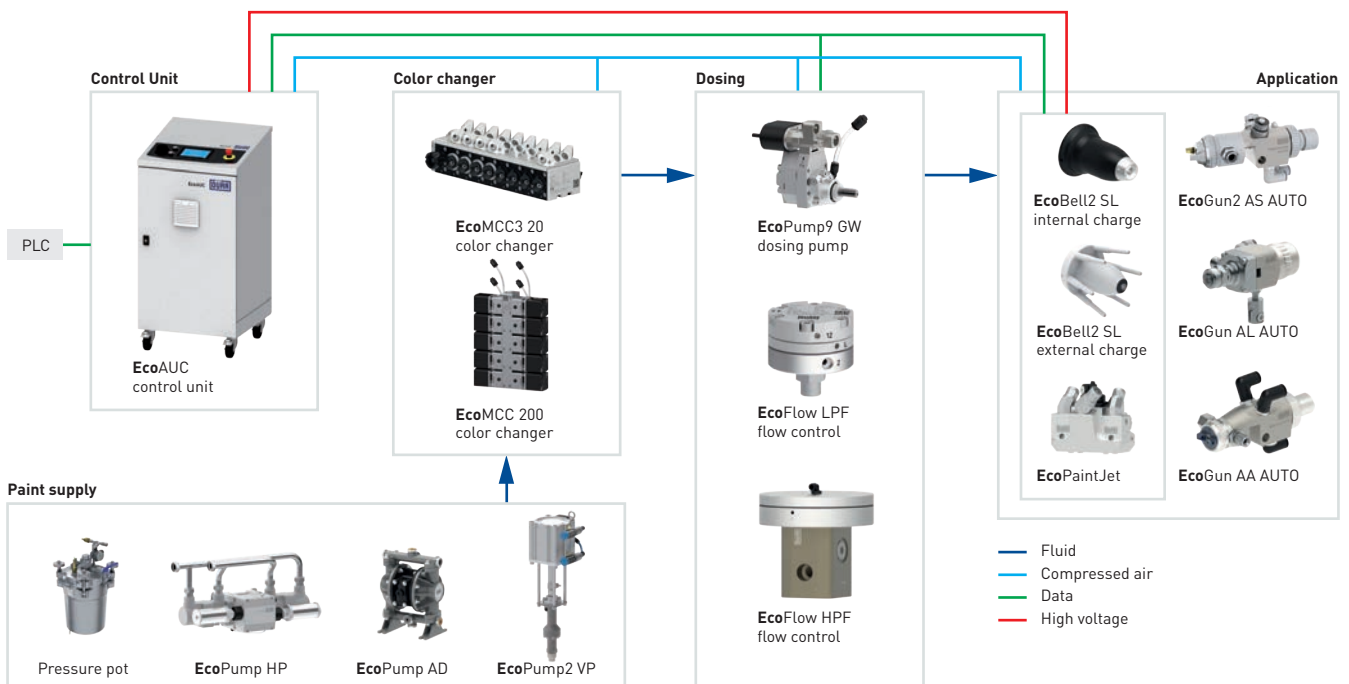
Control of color changer with 1-10 colors

Control of high speed rotating atomizer with external or direct charge

Control of automatic spray guns or high rotational atomizers

Control of **EcoPaintJet**

### TECHNICAL ILLUSTRATION



# EcoAUC

## Control units for spray process control

### ORDER CODE

EcoAUC									
Option	Code								
<b>Process</b>									
1K	1K								
2K	2K								
<b>Atomizer</b>									
External charge	EC								
Direct charge	DC								
HSRA	HRZ								
Air spray	AS								
Airless	AL								
Air-assist	AA								
<b>Dosing system</b>									
1DP	1DP								
2DP	2DP								
1PPR	1PPR								
<b>Certification</b>									
EU	EU								
<b>Quantity paint</b>									
2	2								
4	4								
6	6								
8	8								
10	10								
<b>Conveying capacity paint</b>									
0.45 ccm	45								
1.0 ccm	100								
2.0 ccm	200								
3.0 ccm	300								
4.5 ccm	450								
None	N								
<b>Purgeability</b>									
Yes	Y								
No	N								
<b>Conveying cap. catalyst</b>									
0.45 ccm	45								
1.0 ccm	100								
2.0 ccm	200								
3.0 ccm	300								
4.5 ccm	450								
None	N								
<b>Flange package</b>									
5 m	5								
10 m	10								
<b>Return</b>									
Yes	Y								
No	N								
<b>Connection</b>									
Binary (Standard)	BI								





# EcoPUC A

Control units for air operated pumps

## Product families

EcoPUC A – control units for air operated pumps



# EcoPUC A

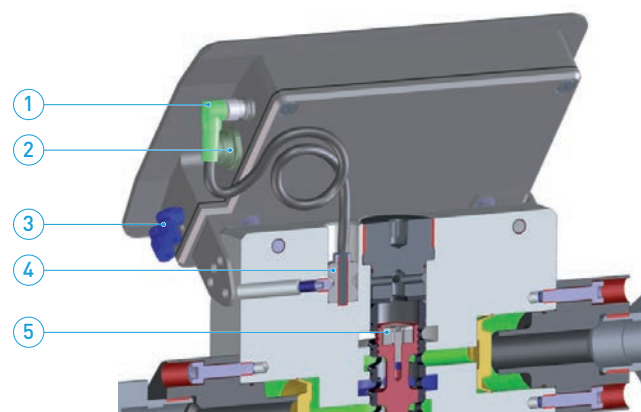
## Control units for air operated pumps

The **EcoPUC A** is an intrinsically safe control unit, used to monitor pneumatic pumps (e.g. **EcoPump VP** or **EcoPump HP**) while in operation. A reed-sensors enables the **EcoPUC A** to count the pumps current number of cycles. Additionally an intelligent algorithm identifies when the pump runs dry. The integrated solenoid valve stops the pump when running dry, to avoid excessive wear. The **EcoPUC A** also reminds the maintenance personnel when the pump seals have to be exchanged. A Profibus PA interface allows to intercommunicate with external PLCs.



PRODUCT LINE			
	EcoPUC A	EcoPUC A RA	EcoPUC A RA BUS
Part No.	F30300001	F30300002	F30300003
Related products	<b>EcoPump VP</b> <b>EcoPump HP</b>	<b>EcoPump VP</b> <b>EcoPump HP</b>	<b>EcoPump VP</b> <b>EcoPump HP</b>
Proximity switch with reed switch	Yes	Yes	Yes
Control air	No	Yes	Yes
Profibus PA	No	No	Yes
Functions	Flow rate / Wear monitoring / in Ex zone	Flow rate / Wear monitoring / Runaway / in Ex zone	Flow rate / Wear monitoring / Runaway / in Ex zone / Bus communication

### TECHNICAL ILLUSTRATION



1 Reed-Sensor Interface, 2 Profibus PA interface, 3 "Run Away" valve, 4 Reed-Sensor, 5 Magnet

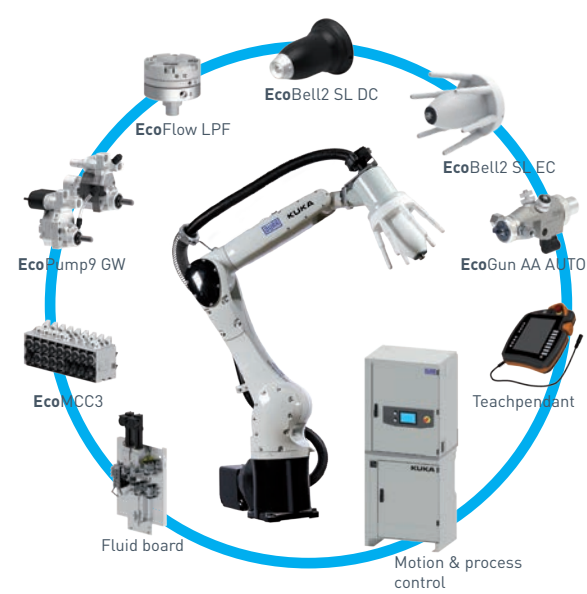
### CUSTOMER BENEFITS




- [Prevention of dry run situations](#)
- [Predictive maintenance](#)
- [Status surveillance on external PLCs](#)
- [Easy-to-use menu structure](#)
- [Worldwide language support](#)

# ready2spray & ready2integrate concept

## ready2spray



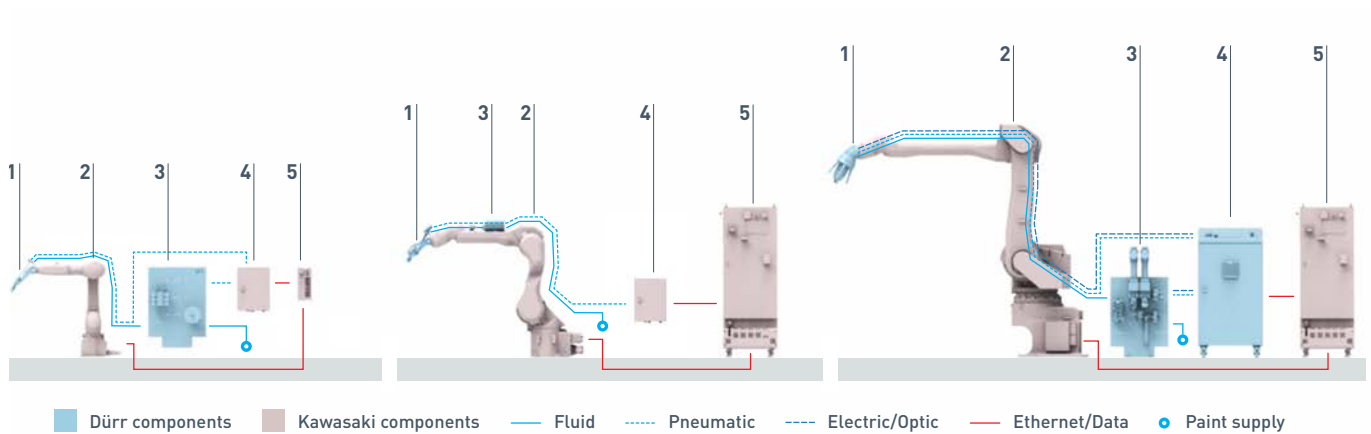
## ready2integrate



	ready2spray	ready2integrate
Dedicated for	Distributor Integrator	Integrator
Dürr scope	Single material number Configurator available All components are pre-assembled and tested in their combination	Single material number Optional configurator available Single components are tested
Integrator scope	Connect media (air, fluid, power) Integrate with safety concept Set up and fix Program application process, robot movement etc.	Connect the individual products (e.g., cables, hoses, pipes, etc.) Connect main media (air, fluid, power) Integrate with safety concept Set up and fix Program application process, robot move etc.
Products	EcoRP 10 R1100 EcoPump2 VP Package EcoPump AD Package	EcoAUC EcoSupply2 Core EcoSupply P Core
Benefits	Pre-engineered Pre-assembled	Pre-engineered

# ready2integrate

## EXAMPLE OF COMPATIBILITY WITH KAWASAKI ROBOTS



Dürr scope	Kawasaki scope	Integrator scope
<b>1) Application</b> <ul style="list-style-type: none"> <li>Air spray guns</li> <li>Airless guns</li> <li>Air-Assist guns</li> <li>Rotary atomizers (external/direct charge)</li> </ul>	<b>2) Robots</b> <ul style="list-style-type: none"> <li>KJ125 (ATEX)</li> <li>KJ155 (ATEX)</li> <li>KJ194 (ATEX)</li> <li>KJ264 (ATEX)</li> <li>RS007L (non ATEX)</li> <li>RS010L (non ATEX)</li> <li>RS015X (non ATEX)</li> </ul>	<b>Hardware</b> <ul style="list-style-type: none"> <li>Mounting of application and fluid handling equipment</li> <li>Interconnection of application and fluid handling equipment (hosing, cabling)</li> </ul>
<b>3) Fluid handling</b> <ul style="list-style-type: none"> <li>Color changers (low/high pressure)</li> <li>Flow regulators (low/high pressure)</li> <li>Dosing pumps (low pressure)</li> <li>Hoses (low/high pressure)</li> </ul>	<b>Add-Ons</b> <ul style="list-style-type: none"> <li>Textile sleeve</li> <li>Cable tray</li> </ul>	<b>Software</b> <ul style="list-style-type: none"> <li>Teaching</li> <li>Brushes</li> <li>Recipes</li> </ul>
<b>4) Controllers</b> <ul style="list-style-type: none"> <li>EcoAUC</li> </ul>	<b>4/5) Controllers</b> <ul style="list-style-type: none"> <li>F60 incl. EcoAUC interface</li> <li>E45 incl. EcoAUC interface</li> <li>Pneumatic controller</li> </ul>	<b>Miscellaneous</b> <ul style="list-style-type: none"> <li>Cell layout and integration</li> <li>Safety concept</li> </ul>

# 07

## Marketing

In order to strengthen our brand and to support our sales partners, we offer various marketing materials for our products. Our partners can find all available information and marketing materials in the manual for distributors. With our “Authorized Distributor” logo distributors are verified to customers as high-quality sales and after sales partners.

### AUTHORIZED DISTRIBUTOR LOGO



#### Applications:

Offices & Showrooms  
Website & E-shops  
Printed materials  
Cars & Vans



### MARKETING MATERIALS



#### GIVEAWAY EXAMPLES


Ball pen	Lanyard	Baseballcap	Lunchpot Ellipse	swiss army knife	Noebook A5
----------	---------	-------------	------------------	------------------	------------

More giveaway items available on request

# Marketing



POSTERS		
Poster EcoGun AUTO	Poster EcoPump HP	Poster EcoBell
A1 portrait A1 landscape A2 portrait A2 landscape A3 portrait A3 landscape	A1 portrait A1 landscape A2 portrait A2 landscape A3 portrait A3 landscape	A1 portrait A1 landscape A2 portrait A2 landscape A3 portrait A3 landscape



POSTERS	
Poster EcoDose 2K	Poster EcoRP
A1 portrait A1 landscape A2 portrait A2 landscape A3 portrait A3 landscape	A1 portrait A1 landscape A2 portrait A2 landscape A3 portrait A3 landscape



OTHERS		
Advertising flag	T shirts - short sleeve	T shirt - long sleeve
250 cm	S M L XL XXL	S M L XL XXL

# Your partner for successful production

Dürr's customer service offers support around the world. Dürr is always on-site to help to reduce production costs, increase plant availability and guarantee rapid technical support.

## OUR SERVICE AT YOUR DEMAND



[Ramp-up and launch management](#)

[Modifications and upgrades](#)

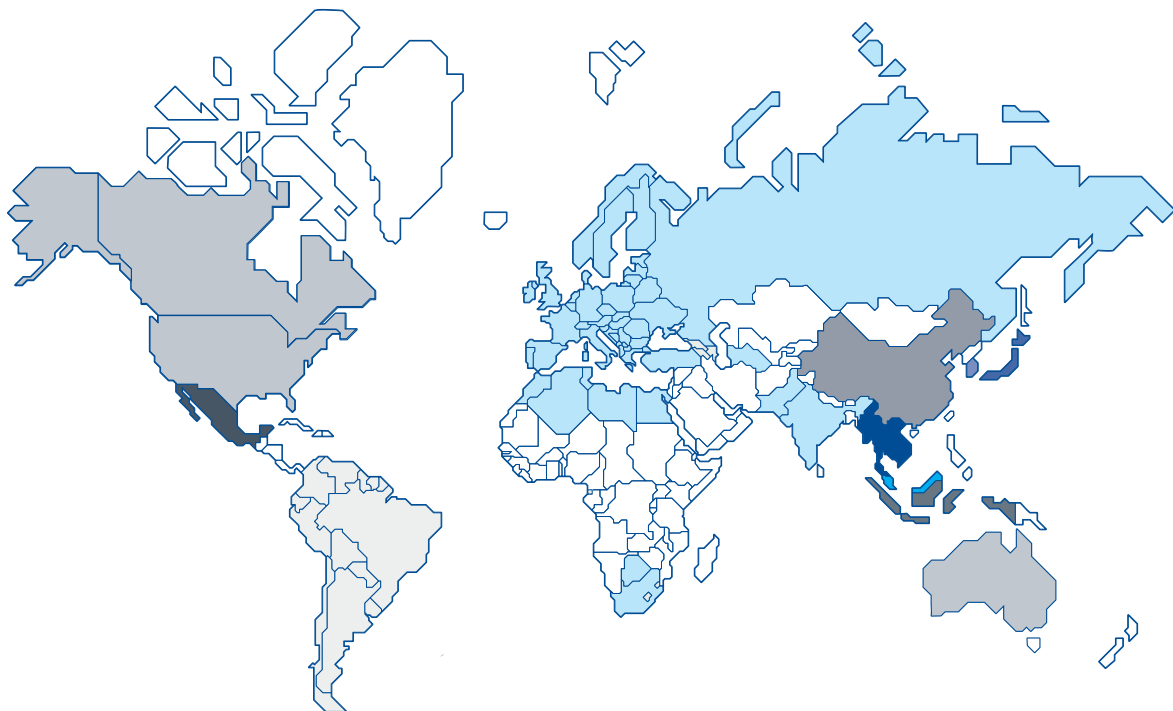
[Engineering with experience](#)

[Spare parts service](#)

[Inspection and maintenance](#)

[Service locations all over the world](#)

## Anytime and worldwide



### HOTLINE NUMBERS

**EUROPE, AFRICA, RUSSIA, INDIA**  
German, English

+49 7142 78 2550

**NORTH AMERICA, AUSTRALIA**  
English

+1 248 803 0303

**SOUTH AMERICA**  
Portuguese, Spanish

+55 11 5631 8236

**CHINA**  
Chinese, English

+86 21 5106 1099

**INDONESIA**  
Bahasa Indonesia, English

+62 811 878 5757

**MALAYSIA**  
Bahasa Malaysia, English

+60 12 688 6843

**MEXICO**  
Spanish, English

+52 442 363 9587

**THAILAND**  
Thai, English

+66 98 246 8994

**SOUTH KOREA**  
Korean

+82 1670 9971

**JAPAN**  
Japanese

+81 47 404 6802

# Contacts

## Europe

**France** Guyancourt  
Dürr Systems  
Phone: + 33 6 89 84 49 46

**Germany** Bietigheim-Bissingen  
Dürr Systems AG  
Phone: +49 7142 78-1800

**Italy** Rodano (MI)  
Verind S.p.A.  
Phone: +39 02 9595 171

**Poland** Radom  
Dürr Poland Sp. z o.o.  
Phone: +48 48 3610 100

**Russia** Moscow  
000 Dürr Systems RUS  
Phone: +7 916 600 42 38

**Spain** Viladecans (Barcelona)  
Dürr Systems Spain S.A.  
Phone :+66 936 472 525

**UK** Warwick  
Dürr Ltd.  
Phone: +44 1926 41 88 00

## North America

**Mexico** Querétaro  
Dürr de México S.A de C.V.  
Phone: +52 442 192-5700

**USA** Southfield, MI  
Dürr Systems Inc.  
Phone: +1 248 450-2040

## South America

**Brazil** São Paulo  
Dürr Brasil Ltda.  
Phone: +55 11 3137-1760

## Asia

**China** Shanghai  
Dürr Paintshop Systems Engineering  
Corp. Ltd.  
Phone: +86 21 6219 3719-9

**India** Chennai  
Dürr India Private Limited  
Phone: +91 44 4393 -1600

**Indonesia** Jakarta  
Dürr Systems (Indonesia), PT.  
Phone: +62 21 2966 0029

**Japan** Tokyo  
Dürr Japan K.K.  
Phone: +81 47 404 4141

**Malaysia** Petaling Jaya, Selangor  
Dürr Systems Malaysia Sdn Bhd  
Phone: +603 7886 8222 / 8333

**South Korea** Seoul  
Dürr Korea Inc.  
Phone: +82 2 6444 1036

**Thailand** Bangkok  
Dürr (Thailand) Co., Ltd.  
Phone: +66 2 108 1830

**Vietnam** Ho Chi Minh City  
Dürr Vietnam Co., Ltd.  
Phone: +84 28 36202752

## Africa

**Maroco** Tanger-Médina  
Dürr Systems Maroc  
Phone: + 33 6 89 84 49 46

**South African Republic** Port Elizabeth  
Dürr Africa Pty. Ltd.  
Phone: +27 87 820 9000



**INP.CUSTOMER.SUPPORT@DÜRR.COM**



## WHERE TO BUY?

All products can be obtained from our distributor network.  
Contact us to find out your nearest Dürr industrial product supplier.





[www.durr.com](http://www.durr.com)

# LEADING IN PRODUCTION EFFICIENCY



Dürr Systems AG  
Carl-Benz-Strasse 34  
74321 Bietigheim-Bissingen  
Germany

Phone +49 7142 78-1800  
E-Mail [INP.Customer.Support@durr.com](mailto:INP.Customer.Support@durr.com)



Subject to change. The information in this brochure contains only general descriptions or performance characteristics which may vary in actual cases. The requested performance parameters shall be binding only if they are explicitly agreed within the sales contract. © 2023 Dürr Systems AG